


ELECTRIC SPARE PARTS 2



Il Cavo utilizzato per i nostri cavi candela ha le seguenti caratteristiche:

Cavo al silicone 7 mm classe E interno in ferrite schermato 5.600 Ohm per metro, max voltaggio 35 Kv, temperatura d'esercizio -30 +120° C

Marcatura iso 3808 wire wound

Per quanto riguarda l'eventuale versione economica il cavo utilizzato ha le seguenti caratteristiche:

epdm 7mm, singola estrusione, schermato 1.400 Ohm per metro, max voltaggio 30 Kv, temperatura d'esercizio -20 +120° C senza marcatura

C.E.A.M.

Per ordinare la versione economica far seguire al cod. Ceam la lettera N

CAVI CANDELA / IGNITION CABLES

Applicazione	Anno	Cod. CEAM	Pag.	Applicazione	Anno	Cod. CEAM	Pag.
ALFA ROMEO				ALFA ROMEO			
33 1.2/1.3/1.5/1.7	'83 - '92	AR09	28	155 1.8 i.e Twin Spark (acc.stat)	'91 - '95	AR21	29
33 1.2/1.5/	'90 - '95	AR09	28	155 2.0 i.e Twin Spark	'92 - '95	AR29	29
33 1.7 16V	'90 - '94	AR16	29	155 2.0 i.e 16V Twin Spark	'95 - '97	AR33	30
33 1.3 i.e (weber)	'90 - '95	AR17	29	155 2.0 i.e Turbo	'92 - '95	AR23	29
33 1.3 i.e	'90 - '95	AR13	29	155 2.5 i V6	'92 - '98	AR22	29
33 1.4 i.e	'90 - '95	AR13	29	156 1.6 i 16V Twin Spark	'97>	AR33	30
33 1.5 i.e	'90 - '95	AR13	29	156 1.8 i 16V Twin Spark	'97>	AR33	30
33 1.7 i.e	'90 - '95	AR13	29	156 1.8 i 16V Twin Spark	'00>	AR33	30
33 1.3 i.e/1.5 i.e/1.7i.e	'92 - '94	AR25	29	156 2.0 i 16V Twin Spark	'97>	AR33	30
75 1.6	'86>	AR12	29	156 1.6 i 16V Twin Spark	'00 - '02	AR33	30
75 1.6 i.e	'85 - '92	AR06	28	164 2.0 i.e Turbo	'88 - '92	AR18	29
75 1.8 i.e Turbo	'85 - '92	AR06	28	164 2.0 i T.S	'87 - '92	AR14	29
75 1.8 i.e Turbo	'87 - '91	AR04	28	164 2.0 i T.S	'92 - '94	AR29	29
75 1.8	'86>	AR12	29	164 2.0 i T.S Super	'93 - '98	AR29	29
75 2.0	'86>	AR12	29	164 2.0 Turbo/Turbo V6	'87 - '92	AR24	29
75 2.0 TS	'87 - '94	AR05	28	164 2.0 i Turbo V6 Super	'93 - '98	AR31	29
75 2.5 i	'85 - '93	AR19	29	164 3.0 i V6	'87 - '92	AR20	29
75 3.0 i V6	'85 - '93	AR19	29	164 3.0 i V6 Super	'93 - '98	AR32	30
145 1.3 i.e	'94 - '97	AR17	29	164 3.0 i V6 Super	'93 - '98	AR38	30
145 1.4 i.e	'94 - '97	AR17	29	166 2.0 i Twin Spark	'98 - '00	AR33	30
145 1.4 i.e 16V Twin Spark	'96 - '01	AR33	30	166 2.0 i Twin Spark	'00>	AR35	30
145 1.6 i.e	'94 - '96	AR30	29	166 2.0 i Turbo V6	'98>	AR36	30
145 1.6 i.e	'94 - '97	AR26	29	GTV 1.8 i.e V6 Twin Spark	'95>	AR22	29
145 1.6 i.e 16V Twin Spark	'96 - '01	AR33	30	GTV 1.8 i.e 16V Twin Spark	'97>	AR22	29
145 1.6 i.e 16V Twin Spark	'99>	AR33	30	GTV 1.8 i.e 16V Twin Spark	'00>	AR33	30
145 1.7 i.e 16V	'94 - '97	AR27	29	GTV 2.0 i.e V6 Twin Spark	'95>	AR22	29
145 1.8 i.e 16V Twin Spark	'96 - '99	AR33	30	GTV 2.0 i.e 16V Twin Spark	'97>	AR33	30
145 1.8 i.e 16V	'98 - '01	AR33	30	GTV 2.0 i.e 16V Twin Spark	'00>	AR33	30
145 2.0 i.e 16V Quadrifoglio	'98 - '01	AR33	30	GTV 2.0 Turbo	'98>	AR32	30
145 2.0 i.e 16V Twin Spark	'94 - '01	AR33	30	GTV 2.0 i.e 16V Twin Spark	'00>	AR35	30
146 1.3 i.e/1.4 i.e	'94 - '97	AR17	29	SPIDER 1.6	'86 - '90	AR12	29
146 1.4 i.e 16V Twin Spark	'96 - '01	AR33	30	SPIDER 1.8 i 16V T. Spark	'97>	AR33	30
146 1.6 i.e	'94 - '96	AR26	29	SPIDER 1.8 i.e 16V T. Spark V6	'95>	AR22	29
146 1.6 i.e	'94 - '96	AR30	29	SPIDER 2.0 i.e 8V	'91 - '93	AR06	28
146 1.6 i.e 16V Twin Spark	'96 - '01	AR33	30	SPIDER 2.0 i.e 16V T. Spark V6	'95>	AR22	29
146 1.6 i.e 16V Twin Spark	'99>	AR33	30	SPIDER 2.0 i.e 16V T. Spark	'97>	AR33	29
146 1.7 i.e 16V	'94 - '96	AR27	29	SPIDER 2.0 16V Twin Spark	'00>	AR35	30
146 1.8 i.e 16V Twin Spark	'96 - '99	AR33	30	ALFETTA 1.6/1.8/2.0	'72 - '85	AR03	28
146 1.8 i.e 16V Twin Spark	'96 - '01	AR33	30	GIULIA Super 1.6	'69 - '78	AR03	28
146 2.0 i.e 16V Twin Spark	'98 - '00	AR33	30	GIULIETTA 1.6/1.8/2.0	'77 - '80	AR03	28
146 2.0 i.e 16V Twin Spark	'95 - '99	AR33	30				
147 1.6 i 16V Twin Spark	'01>	AR35	30	AUDI			
147 2.0 i 16V Twin Spark	'01>	AR35	30	A2 1.4 i 16V	'00>	VK 18	45
155 1.6 i 16V Twin Spark	'95 - '98	AR33	30	A3 1.6 i	'96 - '00	AD22	34
155 1.6 i.e 16V Twin Spark	'96>	AR30	29	A3 1.6 i (101CV)	'96 - '00	AD19	34
155 1.7 i 16V Twin Spark	'96 - '97	AR33	30	A3 1.8 i 20V	'96>	AD32	35
155 1.8 Twin Spark	'92 - '98	AR29	29	A3 1.8 i 20V	'96>	AD14	34
155 1.8 i.e 16V Twin Spark	'95 - '97	AR33	30	A3 1.8 i 20V	'00>	AD31	35

CAVI CANDELA / IGNITION CABLES

Applicazione	Anno	Cod. CEAM	Pag.	Applicazione	Anno	Cod. CEAM	Pag.
AUDI				AUDI			
A3 1.8 i 20V	'96>	AD26	34	80 2.0 i 16V	'94>	AD21	34
A4 1.6	'94>	AD03	34	80 2.0 16V	'90 - '94	AD11	34
A4 1.6 Avant	'94>	AD22	34	80 2.2	'87 - '91	AD17	34
A4 1.6	'95>	AD06	36	80 2.3 16V	'89 - '91	AD23	34
A4 1.6	'96 - '98	AD22	34	80 2.3	'91 - '93	AD17	34
A4 1.6	'98>	AD22	34	80 2.6 E	'92 - '93	AD18	34
A4 1.6	'99>	AD22	34	80 2.8 E	'92 - '93	AD18	34
A4 1.8 i 20V	'95>	AD26	35	80 2.8 E V6	'92 - '94	AD25	34
A4 1.8 i 20V	'96>	AD32	34	90 1.8 /2.0	'90>	AD03	34
A4 1.8	'95>	AD06	34	90 2.0 16V	'90>	AD21	34
A4 2.0	'94>	AD03	35	90 2.0 CD	'83 - '87	AD13	34
A4 2.4 30V	'97>	AD33	34	90 2.0 Cat	'84 - '91	AD17	34
A4 2.8 24V	'92 - '94	AD25	35	90 2.0 20V	'89 - '91	AD23	34
A4 2.6 30V	'94>	AD33	34	90 2.0 16V	'90 - '94	AD12	34
A4 2.8	'92 - '94	AD18	34	90 2.0 16V	'90 - '94	AD11	34
A4 2.8 24V	'94 - '00	AD25	35	90 1.6/2.0	'87 - '91	AD10	34
A4 2.8 30V	'96 - '98	AD33	35	90 2.2 - Cat	'84 - '91	AD17	34
A6 1.8 i 20V	'96>	AD32	35	90 2.3 - Cat	'87 - '91	AD17	34
A6 2.0	'94 - '96	AD03	34	100 1.8	'80 - '90	AD17	34
A6 2.0 16V	'94>	AD21	34	100 1.8	'84 - '89	AD05	34
A6 2.3 i 20V	'94 - '96	AD17	34	100 1.8 QUATTRO	'86 - '90	AD05	34
A6 2.4 30V QUATTRO	'97>	AD33	35	100 2.0 i - Cat	'84 - '92	AD17	34
A6 2.6 24V	'94>	AD18	34	100 2.0	'91>	AD03	34
A6 2.6 30V	'97>	AD33	35	100 2.0 i.e 16V	'92 - '94	AD21	34
A6 2.8 30V/2.8 30V QUATTRO	'97>	AD33	35	100 2.0 CD		AD13	34
A6 2.8 24V	'94 - '98	AD25	34	100 2.2	'84 - '86	AD17	34
A6 4.2 i 8V	'94 - '97	AD08	34	100 2.6 V6	'91 - '94	AD25	34
A8 2.6 30V QUATTRO/2.8 30V	'95>	AD33	35	100 2.6 VR6	'92 - '94	AD25	34
A8 2.8 V6	'94 - '96	AD25	34	100 2.8 VR6	'92 - '94	AD25	34
A8 2.8 24V	'94 - '96	AD18	34	100 V8	'93 - '94	AD08	34
QUATTRO 1.8	'85 - '86	AD10	34	200 2.2	'83 - '85	AD17	34
QUATTRO 2.0	'90 - '94	AD03	34	200 2.3 QUATTRO 20V	'89 - '90	AD11	34
QUATTRO 2.0 16V	'91 - '94	AD12	34	200 200	'79 - '83	AD13	34
QUATTRO 2.2	'85 - '90	AD17	34	COUPE' 1.8 GL/1.8i - Cat	'84 - '91	AD05	34
QUATTRO 2.3	'84 - '91	AD17	34	COUPE' 2.0	'84 - '86	AD17	34
QUATTRO 2.3 E	'89 - '91	AD23	34	COUPE' 2.0	'86>	AD21	34
QUATTRO 2.8 E V6	'92 - '94	AD25	34	COUPE' 2.8 VR6	'91 - '93	AD25	34
80 T.T.	'81 - '84	AD13	34	COUPE' 2.0 16V	'89 - '91	AD23	34
80 1.6	'84 - '91	AD10	34	COUPE' 2.0 16V (II)	'90 - '94	AD11	34
80 1.6	'92>	AD10	34	COUPE' 2.8 QUATTRO	'92 - '94	AD18	34
80 1.6	'90 - '92	AD03	34				
80 1.8	'84 - '90	AD10	34	AUTOBIANCHI			
80 1.8	'90 - '94	AD10	34	A112 112 T.T	'69 - '86	AB02	30
80 1.9	'86 - '88	AD10	34	A112 Bianchina Panoramica	'62 - '64	FT03	30
80 2.0	'87 - '91	AD17	34	Y 10 1050 Touring	'85 - '89	AB05	30
80 2.0 16V	'88 - '91	AD23	34	Y 10 1050 Turbo	'85 - '89	AB03	30
80 2.0 E	'88 - '94	AD10	34	Y 10 1.0 FIRE	'85 - '92	AB06	30
80 2.0 16V	'90 - '94	AD12	34	Y 10 1.1 i.e	'93 - '96	AB09	30

CAVI CANDELA / IGNITION CABLES

Applicazione	Anno	Cod. CEAM	Pag.	Applicazione	Anno	Cod. CEAM	Pag.
AUTOBIANCHI				CHRYSLER			
Y 10 1.3 i.e GT	'89 - '92	AB08	30	CIRRUS 2.0 i 16V	'96 - '00	CH00	58
Y 10 1.3 i.e ELITE	'92 - '93	AB08	30	CIRRUS 2.4 i 16V	'96 - '00	CH01	58
BMW				CIRRUS 2.5 i 24V	'96 - '00	CH02	58
316 1.6	'94>	BW17	47	NEON 1.8 16V	'97 - '99	CH00	58
316 1.6 - E30	'82 - '87	BW12	47	NEON 2.0 16V	'94 - '99	CH00	58
316 1.6 i - E30	'87 - '88	BW12	47	NEON 2.0 16V	'94>	CH01	58
316 1.6 i - E30	'88 - '90	BW13	47	NEON II 1.6	'01>	MN25	47
316 1.6 i - E36	'90 - '93	BW13	47	NEON II 1.8 16V / 2.0 16V	'94 - '99	CH00	58
316 Ci COUPE' - E46	00>	BW14	47	NEON II 2.0 16V	'94 - '99	CH01	58
318 1.8	'94>	BW17	47	NEON II 2.0 16V	'99>	CH09	58
318 1.8 i - E21	'80 - '82	BW12	47	PT CRUISER 1.6	'01>	MN25	47
318 1.8 i - E30	'84 - '87	BW12	47	PT CRUISER 2.0	'00>	CH08	58
318 1.8 i - E30	'87 - '90	BW13	47	PT CRUISER 2.4	'00>	CH08	58
318 1.8 i - E30 TOURING	'89 - '93	BW13	47	PT CRUISER 2.4 GT	'03>	CH10	58
318 1.8 i - E36	'90 - '93	BW13	47	SEMBREING 2.0	'95>	CH00	58
318 1.8 i.s - E30	'88 - '91	BW20	47	SEMBREING 2.0	'01>	CH08	58
318 1.8 i.s - E36	'91 - '93	BW18	47	SEMBREING 2.4	'96>	CH01	58
318 1.8 i.s - E36	'91 - '93	BW18	47	SEMBREING 2.4	'00>	CH08	58
318 Ci COUPE' - E46	'99 - '01	BW14	47	SEMBREING 2.4	'00>	CH07	58
318 i - E46 Station Wagon - E46	'98 - '01	BW14	47	SEMBREING 2.4	'00>	CH07	58
320 2.0 16V - E21	'80 - '82	BW08	47	SEMBREING 2.5 V6 24V	'95>	CH02	58
320 2.0 i	'82 - '88	BW08	47	STRATUS 2.0 16V	'95>	CH00	58
320 2.0 i - E36	'88>	BW10	47	STRATUS 2.0 LE	'95>	CH00	58
323 2.3 i - E21	'80 - '82	BW08	47	STRATUS 2.4 16V	'95 - '01	CH01	58
323 2.3 i - E30	'82 - '86	BW08	47	STRATUS 2.5 V6 - 2.5 V6 LX	'95	CH02	58
323 2.3 i - E30	'86 - '87	BW10	47	VOYAGER II 2.0 i	'95 - '01	CH00	58
325 2.7 E - E30	'86 - '90	BW10	47	VOYAGER II 2.4 i	'95>	CH01	58
325 2.5 i - IC - IX - E30	'85 - '90	BW10	47	VOYAGER II 3.0 i	'95>	CH06	58
518 1.8 i - E28	'81 - '87	BW12	47	VOYAGER II 3.3 i - 3.8 i 4WD	'95>	CH12	58
518 1.8 i - E34	'89 - '94	BW13	47	VOYAGER III 2.4	'00>	CH08	58
520 2.0 i - E28	'81 - '86	BW08	47	VOYAGER II 3.3 - 3.8 4WD	'00>	CH13	58
520 2.0 i - E	'87 - '93	BW10	47	CITROEN			
525 2.5 i - E34	'88 - '90	BW10	47	AMI 6/8 1.6	'69 - '78	CT01	35
525 2.7 E - E28	'86 - '87	BW10	47	2CV 635	'70 - '85	CT01	35
535 3.4 - 3.5 i - E28	'81 - '93	BW11	47	AX 1.0 - 1.0 E	'86 - '95	PE03	42
635 3.5 Csi	'84 - '89	BW11	47	AX 1.0	'86 - '98	PE20	42
730 3.5 i - E32	'88 - '94	BW11	47	AX 1.1	'91 - '94	PE03	42
732 3.2 i - E23	'84 - '86	BW11	47	AX 1.1 i	'90>	PE20	42
735 3.5 i - E23	'84 - '86	BW11	47	AX 1.1 i	'91>	PE03	42
735 3.5 i - E32	'88 - '94	BW11	47	AX 1.3 Sport	'87>	PE03	42
M3 2.3 i - E30	'87 - '91	BW22	47	AX 1.4 - 1.4 4x4	'86 - '93	PE03	42
M5 3.5 - E34	'88 - '92	BW21	47	AX 1.4 GTI	'91 - '96	PE20	42
M5 3.5 - E28	'85 - '88	BW11	47	AX 1.4	'91>	PE03	42
M6 3.5 - E24 Csi	'84 - '89	BW21	47	AX 1.4 i	'87 - '97	PE20	42
Z3 ROADSTER 1.8 i	'96>	BW17	47	AX 1.4 GTI	'91 - '96	PE20	42
Z3 ROADSTER 1.9 i	'96>	BW18	47	BERLINGO 1.1	'96>	PE20	42
				BERLINGO 1.4	'96>	PE20	42

CAVI CANDELA / IGNITION CABLES

Applicazione	Anno	Cod. CEAM	Pag.	Applicazione	Anno	Cod. CEAM	Pag.
CITROEN				CITROEN			
BERLINGO 1.4	'96 - '98	PE03	42	XSARA 1.8 i	'97>	PE27	42
BERLINGO 1.4 i	'96>	PE20	42	ZX 1.1	'91 - '97	PE03	42
BERLINGO 1.8	'97>	PE20	42	ZX 1.1 i	'91 - '97	PE20	42
BX 1.1	'86 - '88	CT08	35	ZX 1.4	'94>	PE03	42
BX 1.1	'82 - '93	PE03	42	ZX 1.4 i	'94>	PE03	42
BX 1.4	'82 - '88	CT08	35	ZX 1.6 i	'91 - '97	PE27	42
BX 1.4	'83 - '93	CT08	35	ZX 1.8 i	'92 - '97	PE27	42
BX 1.4	'83 - '93	PE03	42	ZX 1.9 i	'91 - '97	PE16	42
BX 1.4	'83 - '93	PE03	42	ZX 2.0 i	'95	CT17	35
BX 1.4 i	'83 - '93	PE03	42	DAEWOO (CHEVROLET)			
BX 1.4 RE	'89>	CT07	35	ARANOS 1.5 16V	'95>	DW01	49
BX 1.6	'83 - '93	PE40	42	ARANOS 1.8	'95>	DW02	49
BX 1.6	'83 - '93	CT16	35	ARANOS 2.0	'95>	DW02	49
BX 1.6	'87 - '93	PE40	42	CIELO 1.5 i	'94>	DW05	49
BX 1.6	'88>	PE39	42	CIELO 1.5 i 16V	'95>	DW01	49
BX 1.9 i	'83 - '93	CT17	35	ESPERO 1.5	'97>	DW01	49
BX 1.9 16V GT	'87 - '93	CT22	35	ESPERO 1.5 16V	'95 - '99	DW01	49
BX 1.9	'88>	PE39	42	ESPERO 1.8	'95 - '99	DW02	49
BX 1.9 GT	>'92	PE42	42	ESPERO 2.0	'95 - '99	DW02	49
CX 2.0 i.e	'79 - '89	CT10	35	EVADA 2.0	'02>	DW10	49
CX 2.5 Ti-TRi-GTE-GTi-GTi Turbo	'84 - '89	CT09	35	KALOS 1.2	'03>	DW06	49
C15 1.1 (954)	'84>	CT06	35	KALOS 1.4	'02>	DW06	49
C15 1.1 (954 i)	'84>	PE03	42	KALOS 1.4	'03>	DW03	49
C15 1.4 (954 i)	'84>	PE03	42	KALOS 1.5	'02>	DW03	49
C15 1.1 - 1.4	'84>	CT11	35	LACETTI 1.6	'04>	DW12	49
C25 E	'85>	FT84	33	LACETTI 1.8	'04>	DW10	49
DYANE 4/6	'68 - '75	CT01	35	LANOS 1.4	'97>	DW06	49
EVASION 1.8	'97 - '02	PE27	42	LANOS 1.5	'97>	DW06	49
EVASION 2.0 - 2.0 TURBO C.T	'94 - '02	CT17	35	LANOS 1.6 16V	'97>	DW03	49
JUMPER 1.6 Combi i	'95>	PE27	42	LEGANZA 2.0 16V	'97 - '02	DW10	49
JUMPER 2.0 li.e - 2.0 4x4	'94 - '02	PE27	42	LEGANZA 2.2 16V	'97 - '02	DW10	49
JUMPER JUMPY 1.6 - 1.6 i	'95>	FT71	63	MATIZ 800	'98>	DW04	49
SAXO 1.0 i	'96>	PE20	42	MATIZ 800	'00>	DW09	49
SAXO 1.1 i - 1.1x - 1.1 sx	'96>	PE20	42	MATIZ 1.0	'03>	DW08	49
SAXO 1.4 i - 1.4 i VTS	'96>	PE20	42	NEXIA 1.5	'95>	DW05	49
SAXO 1.6 i - 1.6 i VTL - 1.6 i VTR	'96>	PE20	42	NEXIA 1.5 16V	'95>	DW01	49
SAXO 1.6 i VTS	'01>	PE20	42	NUBIRA 1.6	'03>	DW12	49
VISA 1.0 - 1.1 - 1.4	<'91	CT06	35	NUBIRA 1.6 16V	'97>	DW03	49
VISA 1.6 GTi	<'91	CT20	35	NUBIRA 1.8	'03>	DW10	49
XANTIA 1.6 i	'93 - '00	PE27	42	NUBIRA 2.0 16V	'97>	DW10	49
XANTIA 1.8 i	'93 - '98	PE27	42	NUBIRA 2.0 16V	'99>	DW13	49
XANTIA 2.0 i - 2.0 TURBO	'93 - '98	CT17	35	REZZO 1.6	'00>	DW03	49
XM 2.0 - 2.0 i	'89>	CT19	35	REZZO 1.8	'00>	DW03	49
XM 2.0 i - 2.0 TURBO	'94>	CT17	35	REZZO 1.8	'00>	DW11	49
XM 2.0 TURBO	'94 - '00	CT17	35	REZZO 2.0	'00>	DW10	49
XM 3.0 24V V6 (170KM)	'91>	CT33	35				
XSARA 1.4 i.e - 1.6 i	'97 - '00	PE20	42				

CAVI CANDELA / IGNITION CABLES

Applicazione	Anno	Cod. CEAM	Pag.	Applicazione	Anno	Cod. CEAM	Pag.
DAEWOO (CHEVROLET)				FERRARI			
TACUMA 1.8 8V	'00>	DW11	49	365 BB		FE16	56
TACUMA 2.0 16V	'00>	DW10	49	4 VALVE		FE17	56
TACUMA 1.6 16V	'05>	DW03	49	400 (2DISTRB)		FE13	56
TACUMA 1.8 8V	'00>	DW06	49	400 i (1DISTRB)		FE18	56
DAIHATSU				412 i (2DISTRB)	'85>	FE19	56
APPLAUSE 1.6 16V	'89-'97	DA02	48	456 GT/550 MARANELLO		FE20	56
CHARADE 1.0 i	'88>	DA02	48	512 BB INJECTION		FE16	56
CHARADE 1.0 i 12V GTti	'90-'93	DA05	49	512 BB		FE22	56
CHARADE 1.0 i GTti	'87>	DA05	49	512 TR 5.0	'92-'94	FE23	57
CHARADE 1.3	'89>	DA06	49	DAYTONA/365 GTB4 (2distrb)		FE24	57
CHARADE 1.3 16V	'90>	DA02	48	DINO 206/246		FE25	57
CHARADE 1.5 i	'93>	DA06	49	F40		FE26	57
CHARADE 1.6 i 16V	'93>	DA06	49	MONDIAL INJECTION		FE07	56
CHARADE III 1.3 i	'88>	DA02	48	MONDIAL 3.2 8cil		FE08	56
CUORE 550	'81-'85	DA06	49	TESTA ROSSA		FE27	57
CUORE 600/800	'81-'85	DA07	49	FIAT			
CUORE 850/850 i	'86-'88	DA10	49	BRAVA 1.2 16V 80	'98-'01	FT93	33
CUORE 850 i	'97>	DA11	49	BRAVA 1.4	'95-'01	FT72	63
DOMINO 850 i	'88>	DA01	48	BRAVA 1.4 12V	'95-'01	FT72	63
FEROZA 1.6i/1.6 16V/1.6i 16V	'88>	DA01	48	BRAVA 1.6 16V	'95-'01	FT73	32
GRAN MOVE 1.5 16V	'96>	DA06	49	BRAVA 1.6 16V 100	'98>	FT73	32
MOVE 850 i	'97>	DA07	49	BRAVA 1.8 i 16V	'95>	FT89	33
ROCKY 2.0i	'89>	DA01	48	BRAVA 2.0 20V	'95>	FT90	33
SPORTRACK 1.6 16V (4X4)	'88>	DA01	48	BRAVO 1.2 16V 80	'98-'01	FT93	33
SPORTRACK 1.6 i 16V	'93-'97	DA01	48	BRAVO 1.4	'95-'01	FT72	63
VALERA 1.5 16V	'92>	DA02	48	BRAVO 1.6 16V	'95-'01	FT73	32
WILDCAT 2.0	'84-'92	DA04	49	BRAVO 1.6 16V 100	'95>	FT73	32
FERRARI				BRAVO 1.8 i 16V	'95>	FT89	33
208 GT4 - 308 GT4	'73-'81	FE01	55	BRAVO 2.0 20V	'95>	FT90	33
208 GTB - GTS 2V (1distrb-2coils)		FE02	55	CINQUECENTO 700/700ED	'91-'98	FT49	32
208 GTB - GTS TURBO		FE03	55	CINQUECENTO 700 i	'94-'98	FT18	31
208 GTB - GTS TURBO INTERCOOLER		FE04	56	CINQUECENTO 900/900 i.e	'91-'93	FT50	32
250 GT SPIDER (2DISTRB)		FE05	56	CINQUECENTO 900 i.e S	'91-'98	FT50	32
275 GT SPIDER (2DISTRB)		FE05	56	CINQUECENTO 1.1 Sporting	'94-'98	FT60	63
288 2.8 GTO	'84>	FE06	56	COUPE' 2.0 16V	'93-'96	FT65	63
308 GTB INJECTION		FE07	56	COUPE' 2.0 16V TURBO	'93-'96	LA18	36
308 GTB - GTS 2V (1distrb-2coils)		FE02	55	COUPE' 2.0 20V TURBO	'96>	FT90	33
308 4V - 328 4V		FE08	56	CROMA 1.6	'85-'90	FT53	32
308 GTB - GTS 2V (1distrb) ACC.EL		FE09	56	CROMA 2.0 i.e 16V/2.0 i.e 16V SX	'92-'96	LA19	36
330 4.0 GTC (2DISTRB)	'81>	FE10	56	CROMA 2.0 i.e SUPER/T. SUPER/CHT	'92-'96	LA19	36
348 3.4 BERLINA/SPIDER	'90-'94	FE11	56	CROMA 2.0 i.e/2.0 i.e Turbo	'85-'96	FT53	32
355 3.5 BERLINA/SPIDER	'94>	FE12	56	CROMA 2.5 i V6	'93-'97	FT54	62
365 (2DISTRB)		FE13	56	CROMA 2.0 i WEBER	'92-'97	FT82	33
365 GTC/ 4 GOBBONE (1distrb)		FE14	56	DOBLO' 1.2/1.2 CARGO	'01>	FT94	33
365 GT 2.2 (2DISTRB)		FE15	56	DOBLO' 1.4	'05>	FT91	33
				DOBLO' 1.6 16V/1.6 16V CARGO	'01>	FT73	32

CAVI CANDELA / IGNITION CABLES

Applicazione	Anno	Cod. CEAM	Pag.	Applicazione	Anno	Cod. CEAM	Pag.
FIAT				FIAT			
DUCATO 2.0/2.0 4X4	'94-'02	PE27	42	PUNTO 1.4 GT TURBO	'94-'99	FT61	63
DUCATO 2.0 TALENTO	'87>	FT84	33	PUNTO 85 1.5 16V	'97-'00	FT61	63
DUNA 60 1.1/70 1.3	'87-'91	FT41	32	PUNTO 90 1.6	'94-'97	FT78	32
FIORINO 1.2 MPi	'04>	FT92	33	PUNTO 1.1 VAN	'96-'00	FT60	63
FIORINO 60 1.1/70 1.3	'88-'93	FT41	32	PUNTO 1.2 VAN/60 1.2	'00>	FT94	33
FIORINO 70 1.4 i.e	'93>	FT71	63	PUNTO 1.8 HGT 16V	'99>	FT89	33
FIORINO 70 1.4 i.e/75 1.5 i.e	'88>	FT80	33	PUNTO 1.2 8V(GRANDE PUNTO)	'05>	FT91	33
FIORINO 1.5	'88-'93	FT80	33	REGATA 1.1/60 1.1 L	'83-'86	FT44	32
FIORINO 75 1.6 i.e	'93>	FT71	63	REGATA 1.6	'86-'89	FT46	32
FIORINO 75 1.6 i.e	'93>	FT80	33	REGATA 85 1.6/90 1.6 i.e/100 1.6 SUPER	'83-'90	FT46	32
IDEA 1.2 8V/1.4 8V	'05>	FT91	33	REGATA 70 1.3	'83-'89	FT33	31
MAREA 1.2 16V	'98>	FT93	33	REGATA 1.3	'83-'89	FT44	32
MAREA 1.4 12V 80	'96>	FT72	63	SEDICI 1.6 16V (79KW)	'06>	FT17	31
MAREA 1.6 16V 100	'96>	FT73	32	SCUDO 1.4	'96>	FT71	63
MAREA 1.6 16V	'00>	FT73	32	SCUDO 1.6 i	'96>	FT80	33
MAREA 1.6 i 16V 100	'98>	FT73	32	SEICENTO 900/900 VAN	'98>	FT50	32
MAREA 2.0 20V	'96>	FT90	33	SEICENTO 1.1	'98>	FT94	33
MULTIPLA 1.6 16V 100/1.6 16V	'98>	FT73	32	SIENA 1.2/1.2 i	'98>	FT60	63
MULTIPLA 1.6 16V BIPOWER	'99>	FT73	32	SIENA 1.2	'02>	FT94	33
MULTIPLA 1.6 16V BLUPOWER	'98>	FT73	32	SIENA 1.2 16V	'03>	FT93	33
PALIO 1.0 i	'98>	FT57	63	SIENA 1.4/ 1.4i/1.4 Cat.	'96>	FT56	62
PALIO 1.1 i	'98>	FT43	32	SIENA 1.5	'02>	FT19	31
PALIO 1.2/ 1.2 i 75	'98>	FT60	63	SIENA 1.6 16V	'00>	FT73	32
PALIO 1.2 8V	'01>	FT94	33	SIENA 1.6 16V 100	'97>	FT73	32
PALIO 1.2 16V	'01>	FT93	33	STRADA 1.2	'99>	FT60	63
PALIO 1.4/1.4 Cat.	'96>	FT56	62	STRADA 1.2	'01>	FT94	33
PALIO 1.5	'01>	FT19	31	STRADA 1.6 16V	'98>	FT73	32
PALIO 1.6 16V	'96>	FT73	32	TEMPRA 1.4 i.e	'91-'96	FT44	32
PALIO 1.6 16V SPORT	'01>	FT95	33	TEMPRA 1.4 i.e	'92-'96	FT71	63
PALIO 1.6 i 16V 100	'98>	FT73	32	TEMPRA 1.4 i.e	'88-'93	FT76	32
PALIO 1.6 i 8V 100	'98>	FT56	62	TEMPRA 1.4 i.e	'92-'96	FT52	32
PANDA 30 700	'80-'85	FT21	31	TEMPRA 1.6	'90-'93	FT52	32
PANDA 750 FIRE	'85-'92	FT43	32	TEMPRA 1.6 SELECTA	'90-'93	FT76	32
PANDA 750 YOUNG	'87>	FT45	32	TEMPRA 1.6	'93-'93	FT52	32
PANDA 45 900/9004X4	'80-'85	FT22	31	TEMPRA 1.6 i.e	'90>	FT76/FT76P	32/63
PANDA 900 SPi	'91>	FT50	32	TEMPRA 1.6 i.e	'92>	FT52	32
PANDA 1.0 FIRE/1.0 FIRE 4X4	'85>	FT43	32	TEMPRA 1.6 i.e	'92-'96	FT71	63
PANDA 1.0 i SELECTA	'91>	FT11	31	TEMPRA 1.6 i.e	'94-'96	FT78	32
PANDA 1.0 WEBER SPi	'92>	FT77	32	TEMPRA 1.8 i.e/2.0 i.e	'90-'96	FT88	33
PANDA 1.0 i.e FIRE	'93>	FT14	31	TEMPRA 1.8 i.e	'93-'96	FT79	33
PANDA 1.0 i 8V/1.1 i 8V4X4	'01>	FT94	33	TEMPRA 1.8 i.e SX/2.0 i.e SX	'90-'97	FT83	33
PANDA 1.2 i 8V	'03>	FT94	33	TIPO 1.1	'88-'91	FT43	32
PANDA 1.2 8V	'05>	FT91	33	TIPO 1.1 i.e	'94-'95	AB09	30
PANDA 1.0 4x4/SELECTA	'86-'92	FT23	31	TIPO 1.4	'87-'89	FT76/FT76P	32/63
PUNTO 55 1.1/60 1.2/751.2	'93>	FT60	63	TIPO 1.4	'87-'93	FT44	32
PUNTO 1.2	'03>	FT94	33	TIPO 1.4 i.e	'89-'95	FT71	63
PUNTO 1.2 16V	'03>	FT93	33				

CAVI CANDELA / IGNITION CABLES

Applicazione	Anno	Cod. CEAM	Pag.	Applicazione	Anno	Cod. CEAM	Pag.
FIAT				FIAT			
TIPO 1.4 i.e	'89-'95	FT76/FT76P	32/63	126 600 PERSONAL (+ COPRI CALOTTA)	'72-'77	FT05	30
TIPO 1.4 i.e	'89-'95	FT52	32	126 350 FSM	'77-'87	FT40	32
TIPO 1.6	'88-'91	FT76/FT76P	32/63	126 700 BIS	'87-'96	FT21	31
TIPO 1.6/1.6 i.e	'90-'95	FT52	32	126 900	'71-'83	FT12	31
TIPO 1.6 i.e	'92-'95	FT71	63	127 900	'71-'83	FT12	31
TIPO 1.8 i.e/2.0 i.e	'90-'95	FT88	33	127 1.05	'77-'86	FT13	31
TIPO 1.8 i.e	'93-'95	LA08	36	128 T.T.	'69-'84	FT16	31
TIPO 1.8 i.e/2.0 i.e (AUTOMATIC)	'90-'93	FT83	33	131 1.3	'74-'83	FT16	31
TIPO 1.8 i.e 16 V	'89-'92	FT65	63	131 131 SUPER MIRAFIORI TC 1.3	'77-'83	FT39	32
TIPO 2.0 16 V	'91-'95	FT65	63	131 131 SUPER MIRAFIORI TC 1.6	'78-'83	FT39	32
TIPO 2.0 i.e 16 V	'93-'95	FT65	63	132 1.6 (ACC.ELETTR.)	'74-'82	FT34	31
TIPO 2.0 i (AIR CONDITION)	'93-'96	FT83	33	132 2.0 (ACC.ELETTR.)	'77-'81	FT34	31
ULISSE 1.8	'97-'02	PE27	42	132 2.0 i	'80-'83	FT35	31
ULISSE 2.0/2.0 TURBO	'94-'02	FT17	31	238 238	'69-'81	FT16	31
UNO 1.0 i.e	'89-'94	FT10	31	ARGENTA 1.6 - 2.0	'81-'85	FT35	31
UNO 1.0 TREND	'90-'94	FT42	32	RITMO 1.05	'79-'81	FT13	31
UNO 1.1	'89-'92	FT43	32	RITMO 60 1.1	'78-'82	FT16	31
UNO 1.4 i.e TURBO	'89>	FT58	63	RITMO 65 CL 1.3	'78-'82	FT16	31
UNO 1.4 SUPER	'89-'92	FT76/FT76P	32/63	RITMO 75 CL 1.3	'78-'82	FT16	31
UNO 45 900 TREND	'89-'92	FT22	31	RITMO 1.1 S	'82-'88	FT33	31
UNO 45 1.0/45 1.0 FIRE/45 1.0 i.e FIRE	'89-'93	FT43	32	RITMO 60 CL TEAM	'86-'88	LA09	36
UNO 55 1.1/60 1.1 SUPER/60 1.1 SX	'83>	FT44	32	RITMO 105 TC 1.6	'81-'85	FT31	31
UNO 55 1.1/60 1.1	'83-'90	FT37	32	RITMO 130 TC 2.0	'83-'87	FT32	31
UNO 60 1.1 TREND	'89-'92	FT42	32	FORD			
UNO 60 1.1 CS	'83-'89	FT37	32	COURIER 1.3/1.4	'92>	FR06	37
UNO 60 1.1 SL	'85-'89	FT08	31	COURIER 1.8	'92>	FR05	37
UNO 70 1.3	'83-'85	FT44	32	COUGAR 2.0 16V zetec S	'98-'01	FR28	37
UNO 70 1.3 i SX	'83-'89	FT46	32	COUGAR 2.5 V6 24V	'99>	FR38	38
UNO 1.3 i.e TURBO	'85-'92	FT38	32	ENDURA 1.3	'96>	FR22	37
UNO 1.4 TURBO	'85-'92	FT38	32	ESCORT 1.1	>'80	FR01	37
UNO 70 1.4 i.e/ 70 1.4 S	'89>	FT76/FT76P	32/63	ESCORT 1.1/1.3	'80>	FR04	37
UNO 75 1.5 i.e	'85-'93	FT76/FT76P	32/63	ESCORT 1.3	'85-'86	FR07	37
UNO 75 1.5 i.e	'85-'93	FT46	32	ESCORT 1.4/1.4 i	'86-'90	FR04	37
UNO 1.1 CS	'87-'91	FT41	32	ESCORT 1.6	'76-'90	FR08	37
UNO MONDO 1.0	'98>	FT43	32	ESCORT 1.6	'80-'80	FR04	37
UNO MONDO 1.0 i.e	'96>	FT09	31	ESCORT 1.6 i XR3	'81-'90	FR08	37
UNO MONDO 1.2 i.e	'96>	FT60	63	ESCORT 1.6 i	'85-'86	FR07	37
UNO MONDO 1.4 i.e SUPER	'96>	FT73	32	ESCORT 1.6 i RS TURBO	'85-'89	FR01	37
500 D/F	>'73	FT01	30	ESCORT 1.4	'95>	FR06	37
500 R/L	>'72	FT02	30	ESCORT 1.6 16V CLASSIC	'98-'00	FR12	37
500 GIARDINETTA	>'70	FT03	30	ESCORT IV 1.1	'85-'90	FR05	37
600 600 D	'60-'70	FT06	30	ESCORT IV 1.4	'86-'90	FR24	37
850 850	'69-'74	FT07	30	ESCORT IV 1.6 HR3 i	'86-'90	FR24	37
900 900 T PULMINO	'76-'87	FT07	30	ESCORT V 1.3	'90-'94	FR05	37
124 124	'67-'76	FT16	31	ESCORT V 1.4 /1.6	'90>	FR06	37
124 124 SPECIAL TEAM	'67-'76	FT39	32	ESCORT V 1.8 16V/1.8 16V HR3i	'92>	FR12	37
125 125 SPECIAL	'67-'74	FT39	32				

CAVI CANDELA / IGNITION CABLES

Applicazione	Anno	Cod. CEAM	Pag.	Applicazione	Anno	Cod. CEAM	Pag.
FORD				FORD			
ESCORT V 2.0 RS	'91>	FR40	38	KA 1.3 i (DURATEC)	'03>	FR36	38
ESCORT VI 1.4/1.4 i	'92 - '95	FR06	37	KA 1.3 8V (ENDURA)	'96>	FR22	37
ESCORT VI 1.6 16V/1.6 i 16V	'92>	FR12	37	KA 1.3 i	'98>	FR35	38
ESCORT VI 1.8 16V/1.8 i 16V/1.8 i 16V 4x4	'92>	FR12	37	KA 1.6 i	'03>	FR36	38
ESCORT VI 2.0 RS COSWORTH 4X4	'92>	FR41	38	MONDEO I 1.6 i 16V/1.8 i 16V/2.0 i 16V	'93>	FR12	37
ESCORT VII 1.3	'95 - '99	FR06	37	MONDEO I 1.8 i 16V 4x4/2.0 i 16V 4x4	'93>	FR12	37
ESCORT VII 1.3	'95 - '98	FR22	37	MONDEO II 1.6 i	>'98	FR12	37
ESCORT VII 1.3	'98>	FR35	38	MONDEO II 1.6 i 16V /1.8 i 16V	'98>	FR28	38
ESCORT VII 1.4	'95 - '98	FR06	37	MONDEO II 1.6 i 16V /1.8 i 16V	>'98	FR12	37
ESCORT VII 1.6 16V/1.6 i 16V 4x4/1.6 16V XR3i	'95 - '99	FR12	37	MONDEO II 1.6 i 16V /1.8 i 16V	'98>	FR28	37
ESCORT VII 1.6 i 16V	'95 - '99	FR12	37	MONDEO II 2.0 i	>'98	FR12	37
ESCORT 1.8 16V/1.8 16V XR3i	'95 - '99	FR12	37	MONDEO II 2.0 i	'98>	FR28	37
ESCORT VII RS COSWORTH 4X4	'95 - '98	FR41	38	MONDEO III 1.8 16V/2.0 16V	'00>	FR27	38
ESCORT 2.0 i.e COSWORTH	'92>	FR21	37	MONDEO 2.5 i V6 24V	'99>	FR38	38
FIESTA 1.3	'91 - '96	FR05	37	ORION II 1.3	'85 - '90	FR43	38
FIESTA 1.3	'96>	FR22	37	ORION II 1.4 Cat.	'87 - '90	FR24	37
FIESTA 1.3	'98>	FR35	38	ORION II 1.6 i	'86 - '90	FR24	37
FIESTA II 1.4/1.6 XR2	'84>	FR24	37	ORION III 1.3	'90 - '94	FR05	37
FIESTA III 1.0/1.11.3/1.3 Cat	'89 - '95	FR05	37	ORION III 1.4/1.6/1.6 i	'90>	FR06	37
FIESTA III 1.4	'89 - '95	FR24	37	ORION III 1.6 i 16V/1.8 i 16V	'92 - '93	FR12	37
FIESTA III 1.4/1.4 Cat/1.6	'89>	FR06	37	PUMA 1.4 16V/1.6 16V	'97 - '00	FR39	38
FIESTA III 1.6 i 16V	'94>	FR12	37	PUMA 1.4 i 16 V	'97 >	FR26	37
FIESTA III 1.6 TURBO/ 1.6 i XR2	'94 - '95	FR11	37	PUMA 1.7 i 16 V	'97 >	FR26	37
FIESTA III 1.8 16V/1.8 i XR2 16V	'92>	FR12	37	PUMA 1.7 16 V	'97 >	FR39	38
FIESTA IV 1.0 i	>'98	FR22	37	RANGER 2.2	'99 >	FR45	38
FIESTA IV 1.0 i	'99>	FR35	38	SCORPIO II 2.0 i 16V/ 2.3 i 16V	'94 - '98	FR40	38
FIESTA IV 1.25 I 16V	>'98	FR26	37	SCORPIO 2.4 V6	'88 - '93	FR02	37
FIESTA IV 1.25 I 16V	'98>	FR39	38	SCORPIO 2.9 V6	'87 - '94	FR02	37
FIESTA IV 1.3 i	'99>	FR22	37	SIERRA 1.6 i	'90 - '93	FR03	37
FIESTA IV 1.3 i	'98>	FR35	38	SIERRA 1.8 i	'92 - '93	FR03	37
FIESTA IV 1.4 i 16V	'96 - '98	FR26	37	SIERRA 1.8	'88 - '93	FR18	37
FIESTA IV 1.4 i 16V	'98>	FR39	38	SIERRA 1.8 i	'92>	FR46	38
FIESTA IV 1.6 16V SPORT	'00>	FR39	38	SIERRA 2.0 i	'89 - '93	FR33	38
FIESTA IV 1.3	'01>	FR36	38	SIERRA 2.0 i.e COSWORTH	'90	FR23	37
FIESTA IV 1.4 16V/1.6 16V	'01>	FR39	38	SIERRA 2.0 i.e COSWORTH	'87 - '90	FR21	37
FOCUS 1.4 16V/1.4 EFI	'98>	FR39	38	SIERRA 2.9 V6	'88 - '92	FR02	37
FOCUS 1.6 16V/1.8 16V	'98>	FR28	37	TRANSIT 1.6/ 2.0/ 2.0CFI	'85 - '92	FR08	37
FOCUS 1.6 EFI	>'98	FR39	38	TRANSIT 2.0/ 2.0 EFI/2.3	'93 - '00	FR08	37
FOCUS 1.6 EFI	'99>	FR34	38	TRANSIT 2.3/ 2.3 16V	'01	FR47	38
FOCUS 1.8 TDC/RS/ST 170	'02>	FR28	38	TRANSIT 2.9 i V6	'91	FR48	38
FOCUS 2.0 16V	'98>	FR28	38	TRANSIT CONNECT 1.8 16V	'02	FR28	38
FUSION 1.4/1.4TDCi/1.6	'02>	FR39	38				
GALAXI 2.0 i.e	'96>	VK15	45	HONDA			
GALAXI 2.0 i.e	'97>	FR11	37	ACCORD IV 1.8/2.0 i	'90>	HO16	53
GALAXI 2.3 16V	'97>	FR44	38	ACCORD IV 2.0 16V/2.0 i 16V	'90 - '93	HO16	53
GALAXI 2.3 16V	'97>	FR40	38	ACCORD IV 2.2 16V/2.2 i 16V	'90 - '93	HO16	53
				ACCORD V 1.8 16V	'94>	HO16	53

CAVI CANDELA / IGNITION CABLES

Applicazione	Anno	Cod. CEAM	Pag.	Applicazione	Anno	Cod. CEAM	Pag.
HONDA				HONDA			
ACCORD V 2.0/2.0i/2.0i S	'93>	HO16	53	CIVIC V FASTBACK 1.4 i	'99>	HO12	53
ACCORD V 2.2 i/2.2 ES	'93 - '98	HO16	53	CIVIC V FASTBACK 1.4 i/1.6V/1.4i/1.6V V-tec	'98>	HO12	53
ACCORD V 2.2	'94 - '95	HO02	52	CIVIC V FASTBACK 1.5 i/1.6V/1.6i/1.6V	'97 - '01	HO12	53
ACCORD V 2.2 i 16V	'95>	HO16	53	CIVIC V FASTBACK 1.6 i/1.6V/1.6i/1.6V V-tec	'98>	HO12	53
ACCORD V 2.3 i SR	'93 - '96	HO04	52	CIVIC V HATCHBACK 1.4 i/1.4 i.s./1.5i	'95 - '01	HO08	53
ACCORD V 2.3 i SR	'93>	HO16	53	CIVIC V HATCHBACK 1.6 i/1.6 VTi	'95 - '01	HO08	53
ACCORD VI 1.9 i	'96 - '98	HO16	53	CIVIC V HATCHBACK 1.6 i/1.6V/1.6i/1.6V V-tec	'96 - '00	HO08	53
ACCORD VI 2.0 16V	'96 - '98	HO16	53	CONCERTO 1.4	'89>	HO09	53
ACCORD VI 2.0 i LS	'96 - '98	HO16	53	CONCERTO 1.4/1.5 i /1.6i	'89>	HO03	52
ACCORD VI 2.2 i V-TEC	'96 - '98	HO02	52	CONCERTO 1.5 i/1.6V/1.6i/1.6V/1.6i	'89>	HO03	52
ACCORD VI 2.2 i 16V V-TEC	'96>	HO02	52	CONCERTO 1.6 i 16V	'89 - '95	HO06	52
ACCORD VII 2.0 i 16V	'98>	HO02	52	CR-V I 2.0i/1.6V/2.0i/1.6V/2.0i/1.6V 4x4	'97>	HO14	53
ACCORD VII 2.0 i 16V V-TEC	'99>	HO02	52	CRX II 1.6 i 16V	'87 - '92	HO06	52
ACCORD VII 2.3 i 16V V-TEC	'98 - '01	HO02	52	CRX II 1.6 i 16V V-TEC	'89>	HO10	53
ACCORD VII 3.0 V6 24V	'98>	HO21	52	CRX III 1.6 ESi	'92 - '98	HO07	52
CIVIC 1.4 16V CRX/1.6 i 16V CRX	'90>	HO03	53	CRX III 1.6 i VTi	>'95	HO11	53
CIVIC 1.6 i 16V CRX	'90>	HO06	52	CRX III 1.6 i 16V	'96>	HO04	52
CIVIC 1.6 i 16V CRX	'92 - '95	HO07	52	HR-V 1.6 16V/1.6 16V 4WD	'99>	HO15	53
CIVIC 1.6 i 16V CRX	'96>	HO08	53	HR-V 1.6 16V/1.6 16V 4WD V-TEC	'99>	HO15	53
CIVIC III 1.2/1.4 L	'87>	HO03	52	INTEGRA 1.8/1.8 TYPE-R	'97 - '01	HO11	53
CIVIC III 1.4 i 16V	'87>	HO09	53	LOGO 1.3	'99 - '02	HO18	53
CIVIC III 1.5 i 16V/1.6 i 16V	'87 - '91	HO03	52	ODYSSEY 2.3 i 16V V-TEC	'98>	HO19	53
CIVIC III 1.6 i	'90 - '91	HO07	52	PRELUDE 2.0 i 16V	'92 - '96	HO16	53
CIVIC III 1.6 i 16V	'88>	HO06	52	PRELUDE IV 2.2 i 16V V-TEC	'93>	HO20	53
CIVIC III 1.6 i 16V	'90>	HO03	52	PRELUDE IV 2.3 i 16V	'92 - '96	HO04	52
CIVIC IV 1.3/1.5 i 16V	'91>	HO03	52	PRELUDE V 2.0 16V	'96>	HO16	53
CIVIC IV 1.5 i 16V	'91>	HO07	52	PRELUDE V 2.2 i 16V	'96 - '01	HO16	53
CIVIC IV 1.5 i LSI	'94>	HO03	52	SHUTTLE 2.2 16V	'94 - '98	HO16	53
CIVIC IV 1.6i/1.6V V-TEC	'91 - '91	HO07	52	SHUTTLE 2.3 16V	'98 - '01	HO19	53
CIVIC IV 1.6 i V-TEC	'94>	HO07	52				
CIVIC IV 1.6 i V-TEC	'94>	HO08	53	HYUNDAI			
CIVIC IV 1.6 VTi	'91 - '95	HO11	53	ACCENT 1.3 i 12V/1.5 i 12V	'94>	HU01	54
CIVIC IV 1.6 i 16V	'93 - '95	HO03	52	ACCENT 1.3 i 12V/1.5 i 12V	'96>	HU10	54
CIVIC IV 1.6i/1.6V V-TEC/1.6i/1.6V V-TEC 4x4	'92>	HO07	52	ACCENT 1.5 i 16V	'95 - '00	HU20	54
CIVIC SHUTTLE 1.4i/1.4 16V	'88>	HO03	52	AMICA 1.0 i 12V	'99>	HU06	54
CIVIC SHUTTLE 1.5i/1.5 i 16V	'88>	HO03	52	ATOS 1.0 i	'98>	HU06	54
CIVIC SHUTTLE 1.6i/1.6 i 16V	'88>	HO03	52	ATOS SPIRIT 1.0 i 12V	'99>	HU06	54
CIVIC V 1.4 i/1.4i 16V/1.5i	'95 - '01	HO08	52	ATOS PRIME 1.1 i 12V	'01>	HU19	54
CIVIC V 1.4 i	'99	HO12	53	GETZ 1.1 i 12V	'02>	HU19	54
CIVIC V 1.6 i VTi	'95 - '01	HO04	52	GETZ 1.3 i 12V	'02>	HU19	54
CIVIC V 1.6 i 16V/1.6i/1.6V V-TEC	'96 - '00	HO08	53	EXCEL 1.3/1.5	'85 - '89	HU13	54
CIVIC V 1.4 16V aerodeck/1.4i/1.6V aerodeck	'98>	HO12	53	EXCEL 1.3/1.5 i	'89 - '91	HU04	54
CIVIC V 1.4 i 16V aerodeck V-tec	'99>	HO12	53	EXCEL 1.3 i 12V /1.5 i 12V	'94 - '99	HU01	54
CIVIC V 1.5 16V aerodeck/1.6 16V aerodeck	'98>	HO12	53	EXCEL 1.5 i 16VGT	>'96	HU03	54
CIVIC V 1.6 16V aerodeck/1.6i/1.6V V-tec	'99>	HO12	53	EXCEL 1.5 i 16VGT	'96>	HU20	54
CIVIC V 1.8 16V aerodeck	'98>	HO13	53	GALLOPER II 3.0 V6	'98>	HU14	54

CAVI CANDELA / IGNITION CABLES

Applicazione	Anno	Cod. CEAM	Pag.	Applicazione	Anno	Cod. CEAM	Pag.
HONDA				JAGUAR - DAIMLER			
LANTRA I 1.5 i.e	>'93	HU12	54	XJS - XJ12 5.3 L HE	'79-'85	JA08	54
LANTRA I 1.5 i 12V	'97>	HU10	54	XJS V12 5.3 L	'90>	JA03	53
LANTRA I 1.6 i.e 16V(78kw)	'90-'95	HU20	54				
LANTRA I 1.6 i.e 16V(84kw)	'90-'95	HU02	54	KIA			
LANTRA I 1.8 i.e 16V	'90-'95	HU02	54	CARENS 1.8	'00>	KI01	58
LANTRA II 1.5 12V	'96>	HU01	54	CARNIVAL 3.5	'02>	KI02	58
LANTRA II 1.6 16V	'95-'00	HU20	54	CLARUS 1.8 i 16V	'96>	KI01	58
LANTRA II 1.6 i	'95-'00	HU07	54	CLARUS 2.0 i 16V	'96>	MZ03	51
LANTRA II 1.8 16V/2.0 16V	'95>	HU07	54	CREDOS 2.0	'95>	MZ03	51
MATRIX 1.6	'01>	HU20	54	PRIDE 1.1i/1.3/1.3 i	'90>	KI08	58
PONY 1.3/1.5	'85>	HU13	54	PRIDE 1.1/1.3	'06>	KI06	58
PONY 1.3/1.5	'85-'95	HU04	54	PRIDE 1.3 16V	'90>	KI08	58
PONY 1.3 i 12V/1.5 i 12V	'94-'99	HU01	54	RIO 1.3	'00-'02	KI11	58
S COUPE' 1.5/1.5 i	'90-'96	HU04	54	RIO 1.3	'00>	KI12	58
S COUPE' 1.5/1.5 i	'90-'96	HU04	54	RIO 1.5 i 16V	'00>	KI13	58
S COUPE' 1.5 i/1.5 i TURBO	'91-'96	HU11	54	SEPHIA 1.5 i 16V	'96>	KI01	58
SANTAMO 2.0	'99>	HU02	54	SEPHIA 1.5 i 16V	'96>	KI08	58
SONATA 2.0 i (DOHC)	'91>	HU02	54	SEPHIA 1.5 i/1.6 i	'96>	KI08	58
SONATA 2.0 i 16V	'91>	HU02	54	SEPHIA 1.8 i 16V	'95-'00	KI01	58
SONATA II 2.0 i 16V	'93-'98	HU02	54	SORENTO 3.5 V6	'02>	MT20	62
SONATA 2.4 i	'88>	HU12	54	SPORTAGE 2.0 i	'94-'99	KI14	59
SONICA 2.0 i 16V	'95>	HU02	54	SPORTAGE 2.0 i 16V	'94>	KI09	58
TIBURON 1.6 i 16V	'99>	HU07	54	SPORTAGE 2.0	'99>	KI10	58
TIBURON 2.0 i 16V	'99>	HU07	54				
INNOCENTI				LADA			
ELBA 1.3	'91>	FT41	32	111 1.5 i (VAZ-2111)	'95>	LD32	36
ELBA 1.4 i.e/1.6 i.e	'94>	FT71	63	1.2/1.3/1.5/1.6	'71>	LD27	35
ELBA 1.4 i.e/1.5 i.e/1.6 i.e	'92>	FT80	33	2104 1.3/1.5	'85>	LD27	35
MILLE 1.0i/CLIP 1.0i/CLIP 1.0 i.e	'93>	FT10	31	2105 1.2/1.3/1.5/1.6	'81>	LD27	35
MILLE CLIP 1.4	'95-'97	FT80	33	2107 1.3/1.5/1.6	'83>	LD27	35
MINI 650	'84-'88	IN03	39	2108 1.5 i (VAZ-2111)	'93>	LD32	36
MINI 90/120	'74-'82	IN01	38	2109 1.5 i (VAZ-2111)	'94>	LD32	36
MINI MINI MINOR 1.0	'68-'71	IN01	38	2110 1.5 i (VAZ-2111)	'95>	LD32	36
ISUZU				NIVA 1.6			
AMIGO 2.3 i	'88>	IS26		'76-'94	LD27	35	
PICH-UP 2.3 i	'88>	IS26		NIVA 1.7 i 4x4	'94>	LD30	36
JAGUAR - DAIMLER				SAMARA 1.1/1.3/1.5			
DOUBLE SIX HE	'75-'89	JA01	53	'86-'96	LD29	35	
DOUBLE SIX HE	'90>	JA02	53	SAMARA 1.5 i (VAZ-2111)	'93>	LD32	36
SOVEREIGN 2.8 - 3.4 - 4.2	'71-'86	JA03	53				
SOVEREIGN 3.2 - 4.0	'90>	JA04	53	LANCIA			
XJ6 2.8	'71-'75	JA05	53	DEDRA 1.6/1.6 i.e	'89-'97	LA00	36
XJ6 2.6 SOVERING	'86-'90	JA06	54	DEDRA 1.6 i.e	'93-'99	FT71	63
XJ6 3.4 - 4.2 SOVERING	'71-'86	JA07	54	DEDRA 1.6 LE	'94-'99	FT78	32
				DEDRA 1.6 16V	'96-'99	FT73	32
				DEDRA 1.8 i.e	'88	FT88	33
				DEDRA 1.8 i.e-1.8 i.e SW	'94-'99	LA29	36
				DEDRA 2.0 16V	'94-'99	FT65	63
				DEDRA 2.0 HF INTEGRALE	'90-'94	FT88	33

CAVI CANDELA / IGNITION CABLES

Applicazione	Anno	Cod. CEAM	Pag.	Applicazione	Anno	Cod. CEAM	Pag.
LANCIA				LANCIA			
DEDRA 2.0 i.e	'89-'92	FT88	33	Y 1.0 FIRE	'85-'92	FT43	32
DEDRA 2.0 i.e TURBO	'91-'99	FT88	33	Y 10 1.0 FIRE 4WD	'87>	AB06	30
DEDRA 2.0 i.e TURBO integrale	'90-'94	FT88	33	Y 10 1.1	'93-'95	AB09	30
DEDRA 2.0 TURBO	'90-'94	FT88	33	Y 10 1.1 4WD	'89-'92	AB06	30
DEDRA 1.6 SW	'94-'99	FT88	33	Y 10 1.1 i.e	'89-'92	FT43	32
DEDRA 1.6 16V	'96-'99	FT73	32	Y 10 1.1 i.e 4WD	'89>	AB06	30
DEDRA 2.0 i.e-SW i.e	'90>	LA31	36	Y 10 1.1 i.e FIRE	'89-'95	FT43	32
DEDRA 2.0 SW integrale	'94-'99	FT65	63	Y 10 1.1 i.e FIRE 4WD	'92-'95	AB09	30
DEDRA 2.0 16V SW	'94-'99	FT65	63	Y 10 1.1 i	'93-'95	AB09	30
DELTA 1.1/1.3/1.5	'79>	FT44	32	Y 10 1.3 i.e FIRE	'93-'95	AB08	30
DELTA 1.6 GT i.e	'86-'88	FT53	32	YPSILON 1.2 V8	'05>	FT91	33
DELTA 1.6 GT i.e	'88>	FT86	33	Z 2.0 i TURBO	'94>	CT17	35
DELTA 2.0 16V HF integrale	'93-'94	LA16	36	BETA COUPE' 1.3/1.4/1.6/1.8	'74-'82	FT53	32
DELTA 2.0 HF integrale	'86-'92	LA16	36	BETA TREVI 2.0 i.e	'83-'85	FT35	31
DELTA 2.0 16V TURBO integrale EVOL	'91-'94	LA43	37	FULVIA 2C 1.3	'73-'84	LA01	36
DELTA II 1.4 i.e/1.6 i.e	'94-'99	FT71	63	FULVIA 2C COUPE' 1.6	'73-'84	LA01	36
DELTA II 1.6 i.e	'96-'99	FT73	32	GAMMA 2.0	'76-'84	LA07	36
DELTA II 1.6 i.e 16V	'96-'99	FT73	32	LAND ROVER			
DELTA II 1.8 i.e	'93-'99	LA29	36	DEFENDER 110 2.2/90 2.3	'84>	LR16	
DELTA II 1.8 i.e	'93-'99	LA08	36	DEFENDER 2.5/ 110 2.5	'84>	LR16	
DELTA II 2.0 16V	'93-'99	FT65	63	DEFENDER 90/110 3.5 V8	'86>	LR11	28
DELTA II 2.0 16V TURBO	'93-'99	LA18	36	DISCOVERY 2.0 i	'90>	LR12	28
KAPPA 2.0 16V TURBO/2.0 16V T.SW	'95-'01	LA19	36	DISCOVERY 3.5 V8/3.9 V8	'89>	LR11	28
KAPPA 2.0 i 20V	'94>	FT90	33	DISCOVERY 3.5 V8/3.9 V8	'90>	LR10	28
LIBRA 1.6 16V/1.6 16V SW	'99>	FT73	32	RANG ROVER 3.9 V8/4.2 V8	'92>	LR11	28
LIBRA 1.8 16V	'99>	FT89	33	RANG ROVER 3.9 V8/4.2 V8	'92>	LR10	28
LIBRA 2.0 i 20V	'99>	FT90	33	MASERATI			
MUSA 1.2 8V	'05>	FT91	33	BITURBO (1COIL)		MA00	52
PRISMA 1.3	'82-'86	LA02	36	BITURBO (2COILS)		MA01	52
PRISMA 1.3	'83-'92	FT44	32	BITURBO 24V (2COILS) 2.24-4.24		MA02	52
PRISMA 1.5	'83-'92	FT46	32	BITURBO 24V (2COILS) 2.24-4.24		MA03	52
PRISMA 1.6	'86-'92	FT53	32	MAZDA			
PRISMA 1.6 i.e/2.0 i.e 4 WD	'83-'89	LA06	36	2 1.2 i 16V	'03>	FR39	38
THEMA 2.0 16V/2.0 16V TURBO	'92-'94	LA19	36	121 1.2/1.4	'88-'95	NS16	48
THEMA 2.0 16V TURBO	'88-'90	LA18	36	121 1.2 i 16V	'96>	FR26	37
THEMA 2.0 i.e/2.0 i.e TURBO	'87-'92	FT53	32	121 1.3 16V	'91-'95	MZ17	51
THEMA 2.0 i.e/16V/2.0 i.e 16V TURBO	'88-'92	LA18	36	121 1.3 8V (ENDURA)	'96>	FR22	37
THEMA 2.8 V6	'84-'89	LA26	36	121 III 1.2	'96>	FR34	38
THEMA 2.8 i V6	'90-'94	LA25	36	121 III 1.3	'96>	FR35	38
THEMA 3.0 i V6	'92-'94	LA34	36	323 1.3 16V	'89-'91	MZ01	51
THEMA FERRARI 8:32 3.2 V8	'87>	LA21	36	323 1.8 i 16 V TURBO 4x4	'89-'91	MZ05	51
Y 1.1 8V/1.2 8V	'95>	FT60	63	323 1.3 i 16 V COUPE'	'94-'96	MZ06	51
Y 1.2 8V	'00>	FT94	33	323 1.5 i 16 V COUPE'	'94>	MZ04	51
Y 1.2 16V	'97>	FT59	63	323 F IV 1.6	'89-'91	MZ01	51
Y 1.2 16V	'00>	FT93	33				
Y 1.4 12V	'96>	FT72	63				

CAVI CANDELA / IGNITION CABLES

Applicazione	Anno	Cod. CEAM	Pag.	Applicazione	Anno	Cod. CEAM	Pag.
MAZDA				MERCEDES			
323 F IV 1.6 16V/F IV 1.8 16V/GT	'89-'94	KI08	58	190 2.3 E (TYP 201)	'83-'93	ME01	39
323 F V 1.5 i 16V	'94-'98	MZ18	51	190 2.6 E (TYP 201)	'89-'93	ME08	39
323 F V 1.8 16V	'94-'98	MZ04	51	200 2.0 GE (TYP 123)		ME00	39
323 F V 2.0 24V	'94-'98	MZ07	51	200 2.0 (TYP 123)	'80-'85	ME01	39
323 F VI 1.4 16V	'98>	MZ02	51	200 2.0 E (TYP 124)	'86-'93	ME01	39
323 F VI 1.5 16V	'98-'01	MZ14	51	200 2.0 E 16V (TYP 124)	'92-'93	ME04	39
323 F VI 1.9 16V	'98-'01	MZ32	52	200 2.3 E/G/GE	'77-'93	ME01	39
323 III 1.5	'87-'89	MZ19	51	200 2.3 GE	'81-'93	ME00	39
323 III 1.6 GT TURBO/WD	'87-'89	MZ20	52	200 2.8 SEL/SLC	'81-'85	ME14	39
323 V 1.3 16V	'96>	MZ06	51	200 2.8 GE	'79-'89	ME14	39
323 P V 1.5 16V	'96>	MZ18	51	300 2.8/3.2 SE SEL	'91-'93	ME05	39
323 S IV 1.3/S IV 1.6	'89>	MZ01	51	300 3.0 SE-SL-SEL-CE-E-TE	'85-'93	ME08	39
323 S IV 1.3 16V/S IV 1.6 16V	'91-'94	KI08	58	300 3.0 24V CE-E-TE-SL	'89-'93	ME05	39
323 S IV 1.8 16V/S IV 1.8 16V 4WD	'89-'94	KI08	58	300 3.0 SL-GE	'89-'93	ME08	39
323 S IV 1.8 16V TURBO WD	'91-'94	MZ05	51	320 3.2 S-SE-SEL	'92-'93	ME05	39
323 S V 1.3 16V	'94-'98	MZ06	51	400 4.2 E-SE-SEL	'91-'93	ME06	39
323 S V 1.5 16V	'94-'98	MZ18	51	420 4.2 SE-SEL-SEC	'85-'91	ME16	39
323 S V 1.8 16V	'94-'98	MZ04	51	500 5.0 E-SE-SEL-SEC	'90-'93	ME06	39
323 S VI 1.4 16V	'98>	MZ02	51	560 5.6 SE-SEL-SEC	'85-'91	ME16	39
323 S VI 1.5 16V	'98>	MZ14	51	C 43 C43 AMG	'97-'01	ME10	39
323 S VI 1.9 16V	'98>	MZ32	52	C 200 C200	'93-'95	ME04	39
323 WAGON 1.5	'89>	MZ19	51	C 200 C200	'95>	ME11	39
323 F 1.8 i 16V	'89-'91	KI08	58	C 220 C220	'93-'95	ME04	39
626 2.0 12V	'89>	MZ15	51	C 220 C220	'95>	ME11	39
626 2.0 i 16V	'94-'97	MZ08	51	C 230 C230	'93>	ME12	39
626 2.2 12V	'87	MZ15	51	C 240 C240/C240	'97-'01	ME07	39
626 III 1.8/ III 2.0	'87-'92	MZ21	52	C 240 C240 (4MATIC)	'02	ME07	39
626 III 2.0 12V	'87>	MZ21	52	C 280 C280	'93-'95	ME09	39
626 III 2.0 16V	'87>	MZ03	51	C 280 C280	'95	ME13	39
626 III 2.2 12V	'88>	MZ23	52	C 280 C280 / C280 T	'97-'01	ME07	39
626 IV 1.8i/2.0i/2.0i 4WD	'92-'97	MZ08	51	C 320 C320	'00>	ME07	39
626 V 1.8/2.0	'97>	MZ26	52	C 320 C320 AMG KOMPRESSOR	'01>	ME07	39
929 III 2.2/2.2i/2.2 12V/2.2i 12V	'86>	MZ08	51	C 320 C320 (4MATIC)	'02>	ME07	39
929 III 3.0	'87-'91	MZ31	52	CL CL 55 AMG	'99>	ME10	39
DEMIO 1.3 16V/ 1.5 16V	'98-'00	MZ17	51	CL CL 55 AMG KOMPRESSOR	'99>	ME10	39
MX-3 1.6 i	'94>	MZ04	51	CL 500 CL500	'99>	ME10	39
MX-3 1.8 i V6	'92>	MZ10	51	CLK CLK 55 AMG	'99-'02	ME10	39
MX-3 1.8 i 24V	'93-'98	MZ08	51	CLK 240 CLK 240	'00>	ME07	39
MX-5 1.6/1.8	'94-'98	MZ11	51	CLK 270 CLK 270 (CDI)	'02>	ME07	39
MX-5 1.6 i 16V/1.8 i 16V	'93>	MZ11	51	CLK 320 CLK 320 (CDI)	'97-'02	ME07	39
MX-6 2.0	'92>	MZ08	51	CLK 430 CLK 430	'98-'02	ME10	39
MX-6 2.5 24V/2.5 i 24V	'92>	MZ09	51	CLK 500 CLK 500	'02	ME10	39
XEDOS VI 1.6 16V	'92>	MZ04	51	E 55 AMG E55AMG/AMG(4MATIC)	'97-'03	ME10	39
XEDOS VI 2.0 6V	'92>	MZ09	51	E 55 AMG E55AMG KOMPRESSOR	'02	ME10	39
MERCEDES				E200 E/CE/TE	'93-'96	ME04	39
190 1.8 E/2.0 E (TYP 201)	'82-'93	ME01	39	E200 E/CE/TE	'95	ME11	39

CAVI CANDELA / IGNITION CABLES

Applicazione	Anno	Cod. CEAM	Pag.	Applicazione	Anno	Cod. CEAM	Pag.
MERCEDES				MERCEDES			
E 220 E220E/CE/COUPE/CABRIO	'93 - '95	ME04	39	SL 280 SL 280	'98 - '01	ME07	39
E 220 E220E/CE/COUPE/CABRIO	'95 - '97	ME11	39	SL 280 2.8	'93 - '95	ME09	39
E 230 E230	'95>	ME12	39	SL 280 2.8	'95>	ME13	39
E 240-E240T E240-E240T	'97 - '02	ME07	39	SL 320 SL 320	'98 - '01	ME07	39
E 280 2.7 E/TE	'95 - '96	ME13	39	SL 320 SL 320 3.2	'93 - '95	ME09	39
E 280 2.8 E/TE	'93 - '95	ME09	39	SL 320 SL 320 3.2	'95>	ME13	39
E 280 E280/E280T-E280(4MATIC)	'96 - '03	ME07	39	SL 350 SL 350	'03>	ME07	39
E 300 E300	'93 - '95	ME08	39	SL 500 SL 500	'98 - '01	ME10	39
E 320 E320	'93 - '95	ME09	39	SL 500 5.0	'93>	ME18	39
E 320 E320	'95 - '97	ME13	39	SLK 320 SLK 320	'00>	ME07	39
E 320 E320-E320T-E320(4MATIC)	'96 - '03	ME07	39	VITO 2.0	'96>	ME11	39
E 400 E400	'93 - '95	ME06	39	VITO 2.3	'96>	ME11	39
E 420 E420	'93 - '95	ME06	39				
E 420 E420	'95 - '97	ME06	39	MINI			
E 430 E430-E430T-E430(4MATIC)	'97 - '03	ME10	39	ONE 1.4 i	'02>	MN25	47
E 500 E500	'02>	ME10	39	ONE 1.6	'01>	MN25	47
E 500 5.0	'93 - '95	ME06	39	COOPER 1.6 i	'01>	MN25	47
G55 AMG G 55 AMG	'99>	ME10	39	COOPER S1.6 i	'01>	MN25	47
G 230 2.3	'93 - '94	ME01	39				
G 300 3.0	'93 - '94	ME08	39	MITSUBISHI			
G 320 3.2	'93 - '95	ME09	39	3000 3.0 24V GT 6V	'92>	MT05	61
G 320 3.2	'95>	ME13	39	CARISMA 1.6 i 16V/1.8 i 16V	'95>	MT06	61
G 320 G320/G320 CABRIO	'97>	ME07	39	CARISMA 1.6 16V/1.8	'97>	MT07	61
G 500 5.0	'93 - '94	ME06	39	COLT 1.2/1.3/1.6 TURBO	'84 - '90	MT15	62
G 500 G500/G500 CABRIO	'98>	ME10	39	COLT 1.3/1.5 12V	'90 - '92	MT08	61
ML55 AMG ML55 AMG	'00>	ME10	39	COLT 1.6 16V	'92 - '93	MT06	61
ML 320 ML 320	'98 - '02	ME07	39	COLT 1.6 16V	'96>	MT09	62
ML 350 ML 350	'02>	ME07	39	COLT 1.6 i 16V/1.616V GTi	'88 - '92	HU02	54
ML 430 ML 430	'98>	ME10	39	COLT 1.8 i 16V GTi	'92 - '95	MT10	62
ML 500 ML 500	'01>	ME10	39	ECLIPSE 2.0 i 16V	'91 - '94	HU02	54
S 55 AMG S 55 AMG	'99>	ME10	39	ECLIPSE 2.0 i 16V	'95>	MT11	62
S 55 AMG S55AMG KOMPRESSOR	'02>	ME10	39	GALANT 2.4 24V	'85 - '87	MT12	62
S 280 S 280	'98>	ME07	39	GALANT 1.6	'84 - '86	MT15	62
S 280 S 280 2.8	'93 - '95	ME09	39	GALANT 1.8 i 16V	'93 - '96	MT06	61
S 280 S 280 2.8	'95>	ME13	39	GALANT 2.0 (TYPE-E)	'84 - '88	MT15	62
S 320 S 320	'98>	ME07	39	GALANT 2.0 i/2.0i TURBO	'88 - '93	MT15	62
S 320 S 320 3.2	'93 - '95	ME09	39	GALANT 2.0 i (TYPE-555)	'93 - '97	MT06	61
S 320 S 320 3.2	'95	ME13	39	GALANT 2.0 i 16V (TYPE-EAZA)	'97>	MT13	61
S 350 S 350	'02>	ME07	39	GALANT 2.0 i GTi 16V (4WS)	'88 - '93	HU02	54
S 350 S 350 (4MATIC)	'03>	ME07	39	GALANT 2.0i 24V V6/2.5i 24V V6 4WD	'93 - '97	MT14	62
S 420 4.2	'93>	ME06	39	GALANT 2.5i V6	'97>	MT16	62
S 430 S 430	'98>	ME10	39	L200 2.0/2.0 4WD	'87 - '95	MT15	62
S 430 S 430 (4MATIC)	'02>	ME10	39	L200 2.4 PICKUP	'00>	MT24	62
S 500 S 500	'93>	ME06	39	L300 L300	'94>	MT17	62
S 500 (4MATIC)	'02>	ME10	39	L300 2.0/2.4	'86>	MT15	62
SL 55 AMG SL55 AMG	'01>	ME10	39	LANCER 1.2	'84 - '87	MT15	62
				LANCER 1.3 i/1.3i 16V	'90>	MT08	61

CAVI CANDELA / IGNITION CABLES

Applicazione	Anno	Cod. CEAM	Pag.	Applicazione	Anno	Cod. CEAM	Pag.
MITSUBISHI				NISSAN			
LANCER 1.3/1.5 i	'89-'90	MT15	62	PICK-UP 2.4 i	'98>	NS14	48
LANCER 1.5 i 12V	'90-'92	MT08	61	PICK-UP 2.4 i	'02>	NS15	48
LANCER 1.6 16V	'96>	MT09	62	PRIMERA 1.6/1.6i 16V	'91>	NS03	47
LANCER 1.6 GTi 16V	'87-'90	HU02	54	PRIMERA 1.6/1.6 16V	'90>	NS19	48
LANCER 1.6 i 16V	'92-'96	MT06	61	PRIMERA 2.0 i 16V	>'96	NS12	48
LANCER 1.8 i/1.8 i 4WD	'86-'90	MT15	62	PRIMERA 2.0 i 16V	'90-'96	NS12	48
LANCER 1.8 16V	'90-'92	HU02	54	SERENA 1.6 i 16V	'92>	NS06	48
LANCER 2.0 TURBO	'81-'84	MT15	62	SERENA 2.0 i	'93>	NS06	48
LANCER III 1.8 GLXi 4x4 SW	'00>	MT22	62	SUNNY 1.3/1.6	'86>	NS17	48
LANCER IV 1.8 GLXi 4x4	'00>	MT23	62	SUNNY 1.4 12V/1.6 12V	'89-'92	NS13	48
LCV LCV	'97>	MT16	62	SUNNY 1.4 16V/1.6 16V	'92-'93	NS03	47
PAJERO 2.4 i	'83-'91	MT15	62	SUNNY 1.4 i 16V/1.6 i 16V	'93-'95	NS07	48
PAJERO 2.5	'83-'91	MT19	62	SUNNY 2.0GTi16V/GTi/R	'92-'94	NS06	48
PAJERO 3.0 V6	'89-'94	MT18	62	TERRANO 3.0 V6	'87-'93	NS21	48
PAJERO 3.0 V6 24V	'94>	MT21	62	TERRANO 2.4 i	'93>	NS15	48
PAJERO 3.5 V6 24V	'94>	MT20	62	VANETTE 1.5/2.0	'86>	NS14	48
SAPORO 2.4 i	'87-'89	MT15	62				
SHOGUN 2.5	'83-'91	MT19	62	OPEL			
SHOGUN 3.0 V6	'89-'94	MT18	62	ASCONA 1.3	'82-'88	OP09	40
SHOGUN 3.0 V6 24V	'94>	MT21	62	ASCONA C1.3N/1.3S/1.6	'81-'88	OP15	40
SHOGUN 3.5 V6 24V	'94>	MT20	62	ASCONA C1.6 i /1.6 i Cat.	'86-'88	OP01	39
SIGMA 3.0 i V6 24V	'91-'96	MT14	62	ASCONA C1.8	'87-'88	OP20	40
SIGMA 3.0 i V6	'93-'96	MT18	62	ASCONA C2.0i/2.0i Cat./2.0i GT	'86-'88	OP20	40
SPACE RUNNER 1.8i16V/1.8ie4x4	'91-'99	MT06	61	ASTRA 1.4 i.e	'91-'93	OP30	41
SPACE WAGON 1.8i/2.0i 16V	'91-'96	MT06	61	ASTRA 1.4 i	'93>	OP28	41
SPACE WAGON 2.0i	'85-'91	MT15	62	ASTRA 1.4 i	'94>	OP33	41
SPACE GEAR 2.0i16V/2.4 16V 4X4	'95>	MT06	61	ASTRA 1.4 i 16V	'94>	OP23	40
				ASTRA 1.4 i 16V ECOTEL	'96>	OP02	40
NISSAN				ASTRA 1.6 i	'91-'93	OP15	40
100 100NX 16V	'91-'95	NS05	48	ASTRA 1.6 i	'91-'93	OP28	41
100 100NX 16V	'92-'95	NS06	48	ASTRA 1.6 i	93>	OP28	41
100 100 1.6 i 16V	'91-'92	NS03	47	ASTRA 1.6 i	94>	OP33	41
300 300 ZX 3.0 V6 TURBO	'84-'90	NS01	47	ASTRA 1.6 i 16V	94>	OP25	41
ALMERA 1.4 i/1.6 i 16V	'95>	NS06	48	ASTRA 1.6 i 16V	96>	OP02	40
ALMERA 2.0 i GTi	'96>	NS05	48	ASTRA 1.8	91>	OP17	40
BLUEBIRD 1.6/1.8/1.8 TURBO/2.0	'84-'91	NS16	48	ASTRA 1.8 i 16V	94>	OP37	41
BLUEBIRD 2.0 i	'88-'91	NS02	47	ASTRA 2.0 i	91>	OP17	40
CABSTAR 2.0	'93-'95	NS09	48	ASTRA 2.0 i 16V	91>	OP24	40
KING CAB 2.4i 4WD	'92-'95	NS10	48	ASTRA 2.0 i 16V	95>	OP37	41
LAUREL 2.4	'86-'89	NS11	48	CALIBRA 1.8 i.e 16V/2.0 i.e 16V	94>	OP37	41
MAXIMA 3.0 V6	'89-'94	NS18	48	CALIBRA 2.0 i.e 16V	90>	OP24	40
MICRA 1.0/1.2	'84-'93	NS19	48	CALIBRA 2.0 i.e 16V	'88-'92	OP21	40
MICRA 1.0 i 16V/1.3 i 16V	'92>	NS04	48	CALIBRA 2.0 i Cat.	'90>	OP18	40
PATROL 3.0 i/4.2 i	'92>	NS18	48	CALIBRA 2.0 i 16V	'93-'95	OP29	40
PRAIRE 1.5	'83-'88	NS17	48	CALIBRA 2.0 i	'95>	OP37	41
PRAIRE 1.8	'84-'89	NS08	48	CORSA 1.0/1.2	'82-'92	OP08	40
PRAIRE 2.0 i	'89-'91	NS16	48	CORSA 1.0/1.2/1.3	'82-'92	OP09	40

CAVI CANDELA / IGNITION CABLES

Applicazione	Anno	Cod. CEAM	Pag.	Applicazione	Anno	Cod. CEAM	Pag.
OPEL				OPEL			
CORSA 1.2 i/1.4/1.4 i	'87-'93	OP30	41	OMEGA 2.6 i	'87-'94	OP44	41
CORSA 1.4 i 16V	'96>	OP02	40	OMEGA 3.0 i	'87-'94	OP46	41
CORSA 1.6 i	'95>	OP10	40	OMEGA 3.0 i	'95>	OP45	41
CORSA 1.6 i	'87-'92	OP15	40	OMEGA 3.0 i 24V	'87-'94	OP47	41
CORSA 1.6 i	'87-'93	OP12	40	SINTRA 2.2 i	'97>	OP37	41
CORSA 1.6 i.e	'89-'92	OP32		TIGRA 1.4 i	'94>	OP28	41
CORSA 1.6 Cat.	'92-'94	OP28	41	TIGRA 1.4 i	'94>	OP30	41
CORSA 1.6 i 16V	'93-'95	OP23	40	TIGRA 1.4 16V/1.6 16V	'94>	OP25	41
CORSA B1.2 i	'93-'00	OP28	41	TIGRA 1.4 16V/1.6 16V	'94>	OP25	41
CORSA B1.2 i	'94>	OP34	41	VECTRA 1.4	'89>	OP30	41
CORSA B1.2 i	'94>	OP33	41	VECTRA 1.4	'90-'95	OP32	
CORSA B1.4	'93>	OP28	41	VECTRA 1.6	'88-'90	OP15	40
CORSA B1.4 i	'94>	OP34	41	VECTRA 1.6 i	'88-'90	OP15	40
CORSA B1.4 i	'94>	OP33	41	VECTRA 1.6	'90-'95	OP30	41
CORSA B1.4 i 16V	'94>	OP23	40	VECTRA 1.6 i	'93-'95	OP28	41
CORSA B1.6 i 16V	'94>	OP23	40	VECTRA 1.6 i	'91-'95	OP15	40
CORSA B1.2 i / 1.4i	'93-'00	OP30	41	VECTRA 1.6 i	'93-'95	OP33	41
CORSA B1.2 i / 1.4i	'93-'00	OP34	41	VECTRA 1.6 16V	'95>	OP23	40
CORSA C 1.6	'01	OP14	40	VECTRA 1.8	'89-'93	OP18	40
FRONTERA A 2.0i SPORT	'92-'98	OP54	41	VECTRA 1.8 i	'89-'95	OP18	40
FRONTERA A 2.0i SPORT	'92-'98	OP11	40	VECTRA 1.8 i	'89-'95	OP32	
FRONTERA A 2.0i SPORT	'92-'98	OP13	40	VECTRA 1.8 i16V	'95>	OP37	41
FRONTERA A 2.2i	'95-'98	OP35	41	VECTRA 2.0 i16V	'88-'92	OP21	40
FRONTERA A 2.4i	'92-'98	OP53	41	VECTRA 2.0 i	'89-'95	OP32	
FRONTERA A 2.2i	'98>	OP55	42	VECTRA 2.0 i	'89-'95	OP18	40
KADETT 1.2	'73>	OP08	40	VECTRA 2.0 i TURBO 16V	'90-'92	OP27	
KADETT 1.2	'82-'91	OP09	40	VECTRA 2.0 i 16V	'93>	OP29	41
KADETT SR 1.3 D	'74-'84	OP04	40	VECTRA 2.0 i 16V	'94>	OP37	41
KADETT 1.3	'79-'89	OP09	40	VECTRA 2.5 V6	'95>	OP05	40
KADETT 1.4	'89-'91	OP12	40	ZAFIRA 1.4 i	'95>	OP16	40
KADETT 1.6	'84-'91	OP15	40	ZAFIRA 1.4 16V	'95>	OP25	41
KADETT 1.6 S	'84-'91	OP08	40	ZAFIRA 1.6 i	'87-'93	OP15	40
KADETT 1.6	'90-'91	OP12	40	ZAFIRA 1.6 i	'87-'93	OP52	41
KADETT 1.8 i	'85-'91	OP18	40	ZAFIRA 1.6 i	'89>	OP32	
KADETT 1.8 / 1.8 i	'84-'88	OP10	40	ZAFIRA 1.6 i 16V	'94>	OP25	41
KADETT 1.8 / 1.8 i	'87-'89	OP38	41				
KADETT 1.8 i	'90-'91	OP17	40	PEUGEOT			
KADETT 2.0 i	'86-'91	OP38	40	106 950	'85-'92	PE03	42
KADETT 2.0 i 16V	'88-'91	OP24	40	106 1.1i/1.3/1.4i	'85-'94	PE03	42
OMEGA 1.8	'90-'94	OP11	40	106 1.1i	'96>	PE20	42
OMEGA 2.0 i	'86-'90	OP20	40	106 1.4i	'91-'96	PE20	42
OMEGA 2.0	'90-'94	OP11	40	106 1.4i/1.6XS/1.6i RALLY	'96>	PE20	42
OMEGA 2.0 i	'94>	OP43	41	205 1.0/1.1/1.4i	'93-'94	PE20	42
OMEGA 2.0 i 16V	'94>	OP37	41	205 1.1/1.4	'83-'90	PE21	42
OMEGA 2.4	'87-'94	OP32		205 1.0/1.1	'87-'94	CT16	35
OMEGA 2.4 i	'87-'94	OP36	41	205 1.1/1.2/1.3	'83-'88	PE29	42
				205 1.1/1.2/1.3	'88-'91	PE29	42

CAVI CANDELA / IGNITION CABLES

Applicazione	Anno	Cod. CEAM	Pag.	Applicazione	Anno	Cod. CEAM	Pag.
PEUGEOT				PEUGEOT			
205 1.6	'87-'92	PE40	42	605 2.0 i	'93>	CT17	35
205 1.6 i	'89-'94	PE16	42	605 3.0 i V6	'90>	CT33	35
205 1.6	'90-'94	PE39	42	806 1.8	'94>	PE27	42
205 1.6 i	'91-'94	PE27	42	806 2.0/2.0 TURBO	'94>	CT17	35
205 1.9 i	'83-'94	PE40	42	BOXER 2.0/2.2	'94>	PE27	42
205 1.9	'83-'92	PE42	42	BOXER 2.0 i/2.0 i 4x4	'94-'00	PE27	42
205 1.9 i	'87-'94	PE16	42	EXPERT 1.6	'96>	FT71	63
205 1.9 GTi	'93-'94	PE27	42	EXPERT 1.8 i	'94>	PE27	42
305 1.6	'86-'88	PE40	42	EVASION 2.0 i TURBO	'94>	CT17	35
305 1.9	'86-'88	PE40	42	PARTNER 1.1/1.4	'96>	PE20	42
306 1.1	'93>	PE20	42	RANCH 1.1 i/1.4i	'97>	PE20	42
306 1.4	'93>	PE03	42	RANCH 1.4	'96>	PE03	42
306 1.4	'93>	PE20	42	RANCH 1.8 i	'97>	PE27	42
306 1.6 i	'93>	PE20	42	PIAGGIO			
306 1.8	'93>	PE27	42	PORTER GLASS VAN		PG01	52
306 2.0	'93>	CT17	35	PORTER 1.0		PG02	52
309 1.1/1.3	'86-'88	PE29	42	PORTER 1.3 16V		PG03	52
309 1.1	'88-'92	PE03	42	PORSCHE			
309 1.1/1.3/1.4/1.6	'88-'91	PE29	42	911 2.7	'75-'83	PO01	54
309 1.4 i	'90>	PE03	42	911 2.7/ 3.0	'75-'83	PO02	54
309 1.4 i	'93>	PE20	42	911 3.0 SC	'78-'83	PO03	54
309 1.6	'86-'88	PE29	42	911 3.2	'84>	PO08	55
309 1.6	'87-'92	PE40	42	911 3.2	'85-'89	PO04	55
309 1.6	'88-'92	PE39	42	911 3.2 CH	'86>	PO05	55
309 1.6 i	'89-'92	PE16	42	911 3.2 CH	'87-'89	PO06	55
309 1.6 i	'91-'93	PE27	42	911 3.3 TURBO	'78-'83	PO03	55
309 1.9	'86-'88	PE40	42	911 3.6 TURBO 2.4	'93>	PO07	55
309 1.9 i	'87-'93	PE39	42	911 3.6 CARRERA 2.4	'88>	PO08	55
309 1.9 i	'89-'93	PE16	42	911 3.6 CARRERA 2.4	'93-'97	PO09	55
309 1.9 i	'92>	PE42	42	924 2.0	'80-'85	PO10	55
309 2.0 i 16V	'89-'93	CT22	35	924 2.0 TURBO GT	'78-'80	PO11	55
405 1.4	'89-'92	PE03	42	928 4.5 - 4.7	'80-'84	PO12	55
405 1.4 i	'93-'96	PE20	42	928 4.5 - 4.7	'85-'89	PO13	55
405 1.6	'88-'92	PE39	42	928 5.0 - 4 VENTILER	'85-'91	PO14	55
405 1.6 i	'92-'96	PE27	42	944 2.5	'85-'87	PO15	55
405 1.9 i	'87-'91	CT35		944 2.5	'87-'88	PO15	55
405 1.9 i	'87-'92	PE12	42	944 2.5	'81-'86	PO15	55
405 1.9 i	'89-'96	PE40	42	944 2.5 S	'86-'88	PO15	55
405 1.9	'89-'96	PE39	42	944 2.5 TURBO	'85-'88	PO15	55
405 1.9 i	'91-'96	CT17	35	944 2.5 TURBO	'91-'97	PO15	55
405 1.9 i	'92-'96	PE27	42	944 2.5 S/3.0 S2	'86-'91	PO16	55
405 2.0 i 16V 4x4	'89-'93	CT22	35	944 2.7	'88-'89	PO15	55
406 1.6i/1.8i	'96>	PE27	42	944 3.0 S2	'88-'91	PO16	55
406 2.0 i	'96>	CT17	35	964 3.6 CARRERA 2.4	'88>	PO08	55
406 2.0 i	'93>	CT17	35	968 3.0	'91-'95	PO17	55
406 2.0 i	'90-'92	PE03	42				
605 2.0 i	'91>	CT17	35				

CAVI CANDELA / IGNITION CABLES

Applicazione	Anno	Cod. CEAM	Pag.	Applicazione	Anno	Cod. CEAM	Pag.
RENAULT				RENAULT			
R4-R5-R6 R4-R5-R6 T.T	'86>	RE01	42	SPACE 2.0 i.e	'84-'90	RE24	43
R9 1.1/1.2/1.4	'81-'90	RE57	44	SPACE 2.0 i.e	'91>	RE24	43
R9 1.1/1.2/1.4	'81-'90	RE35	43	SPACE 2.2 i.e	'91>	RE24	43
R9 1.4	'84-'90	RE37	43	SPACE 2.8 i RT	'96>	RE41	44
R11 1.2/1.4	'83-'88	RE16	43	EXPRESS 1.2/1.4	'85-'95	RE07	42
R11 1.7	'83-'87	RE37	43	EXPRESS 1.4 i.e	'89>	RE22	43
R19 1.2	'88-'92	RE07	42	KANGOO 1.0/1.2	'99>	RE60	44
R19 1.2/1.4 (CHAMADE)	'88>	RE22	43	KANGOO 1.1/1.2	'98>	RE69	44
R19 1.4	'89>	RE21	43	KANGOO 1.2	'99>	RE61	44
R19 1.7	'88-'92	RE02	42	KANGOO EXPRESS 1.4	'98>	RE32	43
R19 1.7 (CHAMADE)	'89>	RE04	42	KANGOO 1.4i/ 1.6i	'97>	RE28	43
R19 1.7 (CHAMADE)	'89-'92	VL04	46	KANGOO 1.4i	'98>	RE33	43
R19 1.8 16V (CHAMADE)	'89-'92	RE28	43	LAGUNA 1.8/2.0	'93-'01	RE56	44
R19 1.1.2/1.4 (CHAMADE)	'92-'95	RE22	43	LAGUNA 1.8 i	'93>	RE31	43
R19 1.1.7 (CHAMADE)	'90-'95	RE02	42	LAGUNA 1.8 i	'95-'98	RE34	43
R19 1.1.7 (CHAMADE)	'92-'95	VL04	46	LAGUNA 1.8 i	'97>	RE58	44
R19 1.1.8 (CHAMADE)	>'95	RE39	43	LAGUNA 2.0 i	'93>	RE31	43
R19 1.1.8 (CHAMADE)	'95>	RE15	43	LAGUNA 2.0 i 16V	'95>	VL28	47
R19 1.1.8 16V (CHAMADE)	'92-'96	RE28	43	LAGUNA 2.0 i	'96>	RE34	43
R21 R21/1.4/1.6	'95-'97	RE05	42	LAGUNA 2.0 i	'97>	RE58	44
R21 2.0	'86-'95	RE24	43	LAGUNA 3.0 i V6	'93>	RE55	44
R21 2.0	'87-'94	RE04	42	MEGANE 1.4 i	'95>	RE22	43
R21 2.0 SW	'87-'94	RE06	42	MEGANE 1.6 i	'95>	RE32	43
R21 2.0/2.0 4X4/2.0 TURBO	'89-'94	RE08	43	MEGANE 1.6 i	'96>	RE33	43
R21 2.0 4X4	'89-'93	RE24	43	MEGANE 2.0 i	'95>	RE56	44
R25 2.0	'87-'92	RE24	43	MEGANE 2.0 i	'96>	RE58	44
R25 2.0 12V	'88-'92	RE08	43	MEGANE 2.0 i 16V	'96>	RE54	44
CLIO II 1.0/II 1.1	'98>	RE60	44	MEGANE 2.0 i	'96>	RE34	43
CLIO 1.1	'91>	RE25	43	SAFRANE 2.0 i	'92>	RE53	44
CLIO 1.1 i.e	'90-'96	RE21	43	SAFRANE 2.0 i 16V	'96>	VL28	47
CLIO 1.2	'90-'98	RE22	43	SAFRANE 2.2 i	'92>	RE53	44
CLIO 1.2 i.e	'96-'98	RE36	43	SAFRANE 2.2 i 12V	'92>	RE30	43
CLIO 1.2 i.e	'98>	RE69	44	SAFRANE 2.5 i 20V	'96>	VL26	48
CLIO II 1.2	'98>	RE60	44	SAFRANE 3.0 V6	'92>	RE52	44
CLIO 1.2 i.e	'99>	RE61	44	SUPER CINQUE 900/1.1	'85-'92	RE57	44
CLIO 1.4	'98>	RE32	43	SUPER CINQUE 1.2/1.4	'84-'93	RE07	42
CLIO 1.4 i.e	'98>	RE29	43	SUPER CINQUE 1.4	'85-'92	RE35	43
CLIO II 1.4	'98>	RE33	43	SUPER CINQUE 1.4 i	'87-'93	RE57	44
CLIO 1.6 16V	'98>	RE29	43	SUPER CINQUE 1.7	'85-'92	RE40	44
CLIO 1.6	'98>	RE32	43	SUPER CINQUE 1.7 i	'88-'90	RE15	43
CLIO II 1.6	'98>	RE33	43	TRAFFIC 800/1.0/1.2	'81>	RE01	42
CLIO 1.7 i.e	'91>	VL04	46	TRAFFIC 2.2 i	'81>	RE24	43
CLIO 1.8 i.e 16V	'91-'94	RE28	43	TWINGO 1.2	'93-'97	RE51	44
CLIO 1.8	'91-'98	RE39	43	TWINGO 1.2	'93-'97	RE03	42
CLIO 2.0 16V i.e WILLIAMS	'94-'98	RE28	43	TWINGO 1.2	'96>	RE61	44
SPACE 2.0	'84>	RE24	43				

CAVI CANDELA / IGNITION CABLES

Applicazione	Anno	Cod. CEAM	Pag.	Applicazione	Anno	Cod. CEAM	Pag.
ROVER				SAAB			
100 100-111 C/L/S 114/114 S/L GTA	'90-'98	RV07	28	900 2.0 i	'80-'89	SA02	50
114 GSi	'94-'95	RV32	38	900 2.0 i TURBO	'86-'93	SA02	50
114 GTi 16V/114 16VGT/Cat.	'90-'98	RV32	38	900 2.0 i	'90-'93	SA02	50
200 211/214i	'95-'00	RV09	28	900 2.0 i 16V TURBO	'94>	SA04	51
200 214/214Si/214GSi/214CABRIOLET	'89-'95	RV02	28	900 2.1 i	'90-'93	SA02	50
200 214 GSi/Si	'90-'95	RV03	28	900 2.5 i 16V	'93-'97	SA05	51
200 214 Si	'95-'00	RV25	28	900 9000 2.0i 16V	'84>	SA02	50
200 214 Si / 216 Si	'95-'00	RV17	28	900 9000 2.3i 16V	'90-'94	SA02	50
200 216/216 GTi/216 CABRIOLET	'92>	HO06	52	SEAT			
200 216/216 Si/216 CABRIOLET	'96-'00	RV25	28	ALHAMBRA 2.0 i	'96>	AD22	34
200 216 GSi	'89-'95	HO03	52	ALHAMBRA 2.0 i	'96>	VK28	45
200 218/218 KVi	'95-'00	RV04	28	ALTEA 1.6	'04>	AD22	34
200 218 KVi	'95-'00	RV06		AROSA 1.0/1.4	'97>	VK20	45
200 220 2.0i COUPE' 16V	'92>	RV14	28	AROSA 1.0/1.4	'97>	VK20	45
25 1.4 16V/1.6 16V/1.8 16V	'00>	RV25	28	AROSA 1.0/1.4	'97>	VK17	45
25 1.4 16V/1.6 16V/1.8 16V	'00>	RV17	28	AROSA 1.416V/1.4 i 16V	'98>	VK18	45
25 1.8 16V	'00>	RV04	28	CORDOBA 1.0/1.4	'99-'02	VK20	45
25 1.8 16V	'00>	RV06		CORDOBA 1.0 i	'96-'99	VK17	45
400 414	'93-'95	RV03	28	CORDOBA 1.4 i	'94>	VK17	45
400 414 GSi/Si	'95-'00	RV25	28	CORDOBA 1.4 16V	'00-'02	VK18	45
416 GSi	'90-'95	HO03	52	CORDOBA 1.6	'99-'02	AD23	34
416 GSi/GSE/GTi	'90-'95	HO06	52	CORDOBA 1.6	'99-'02	AD22	34
416 Si	'95-'00	RV25	28	CORDOBA 1.6	'99>	VK17	45
400/420 Si LUX	'95-'00	RV18	28	CORDOBA 1.6	'03>	VK26	45
420 2.0i COUPE' 16V	'92>	RV14	28	CORDOBA 1.6 i	'93-'99	VK25	45
420 TOURER 1.6i	'94-'98	RV25	28	CORDOBA 1.6 i	'93-'99	VK17	45
420 TOURER 1.8i	'96-'98	RV04	28	CORDOBA 1.6 i	'96-'99	VK24	45
420 TOURER 2.0i	'94-'98	RV18	28	CORDOBA 1.6 i	'00>	AD22	34
45 1.4i/1.6i/1.8i	'00>	RV17	28	CORDOBA 1.8 i	'93-'99	VK25	45
600 618i/Si/620i/620 Si	'93-'99	HO16	53	CORDOBA 1.8 i 16V	'93-'95	VK22	45
600 620 Ti VITESSE	'94-'99	RV18	53	CORDOBA 2.0 i	'93-'99	VK25	45
620 620 2.0i COUPE' 16V	'92>	RV14	28	IBIZA I 1.2/1.2i/1.5i	'84-'93	SE04	33
623 623 2.0i COUPE' 16V	'93-'99	HO09	53	IBIZA II 1.0/1.3i	'93>	VK17	45
75 1.8/1.8T	'99>	RV17	28	IBIZA II 1.0 i /1.4i	'93-'99	VK17	45
75 TOURER 1.8/TOURER 1.8T.	'01>	RV17	28	IBIZA II 1.4 i 16V	'96>	SE09	33
800 820 i/Si	'92-'99	RV29		IBIZA II 1.6 i	'93-'99	VK17	45
800 820 2.0i 16V/2.0i TURBO	'91>	RV26	28	IBIZA II 1.6 i /1.8i/2.0i	'93-'99	VK25	45
800 825 Si/825 Si LUX	'96-'99	RV27		IBIZA II 1.6 i	'96>	VK24	45
COUPE' 1.6 16V	'96-'99	RV25	28	IBIZA II 1.8 i 16V	'93-'96	VK22	45
COUPE' 1.8 16V	'96-'99	RV04	28	IBIZA III 1.0/1.4	'99>	VK20	45
MGF 1.8 i	'95-'02	RV25	28	IBIZA III 1.4 16V	'99-'02	VK18	45
MGF 1.8 i	'95-'02	RV17	28	IBIZA III 1.6	'99-'02	AD23	34
MGF MGF 1.8i VVC	'95-'02	RV04	28	IBIZA III 1.6	'99-'02	AD22	34
MGF MGF 1.8i VVC	'95-'02	RV06		IBIZA III 1.6	'99-'02	VK17	45
MGF MINI 131 TURBO	'85>	RV02	28	IBIZA IV 1.4 16V	'02>	VK18	45
				IBIZA IV 1.6	'03>	VK26	45

CAVI CANDELA / IGNITION CABLES

Applicazione	Anno	Cod. CEAM	Pag.	Applicazione	Anno	Cod. CEAM	Pag.
SEAT				SUBARU			
LEON 1.4 16V/1.6 16V	'99>	VK18	45	IMPREZA 1.6 i	'97>	SB63	57
LEON 1.6	'99>	AD23	34	IMPREZA 1.6 i 4WD	'97>	SB63	57
LEON 1.8 20V	'99>	AD31	35	IMPREZA 1.6 i 4WD	'93>	SB54	57
MALAGA 1.2/1.5	'85>	SE04	33	IMPREZA 1.6 i 4WD	'93-'98	SB57	57
MARBELLA 850/900	'86>	SE07	33	IMPREZA 1.8 i/1.8 i 4WD	'93>	SB54	57
TERRA 900	'87>	SE03	33	IMPREZA 1.8 i	'93>	SB57	57
TOLEDO I 1.6i/1.8i/2.0i	'91-'99	VK08	44	IMPREZA 1.8 i	'97-'02	SB61	57
TOLEDO I 1.6i/1.8i/2.0i	'91-'99	VK10	45	IMPREZA 1.8 i	'93-'98	SB57	57
TOLEDO I 1.8i 16V	'91-'99	VK10	45	IMPREZA 2.0	'00>	SB61	57
TOLEDO I 1.8i 16V	'91-'99	VK14	45	IMPREZA 2.0 4WD	'97>	SB61	57
TOLEDO I 2.0i 16V	'93-'99	VK19	45	IMPREZA 2.0 16V	'98-'00	SB61	57
TOLEDO II 1.4/1.4 16V/1.6 16V	'99>	VK18	45	IMPREZA 2.0 i	'95-'98	SB55	57
TOLEDO II 1.6/ II 1.6 i	'99>	AD23	34	IMPREZA 2.0 i/2.0i 4WD	'97-'00	SB61	57
TOLEDO II 1.8 20V	'99>	AD31	35	IMPREZA 2.0TURBO 4WD/2.0TURBO 4WD	'94-'00	SB53	57
SKODA				IMPREZA 2.0 TURBOGT 4WD	'94>	SB53	57
FABIA 1.4	'04>	VK18	45	IMPREZA 2.2 i	'93-'98	SB61	57
FABIA 1.4 16V	'99>	VK18	45	IMPREZA 2.5 4WD	'01>	SB61	57
FABIA 2.0	'99>	AD22	34	IMPREZA 2.5 i 4WD	'93-'98	SB61	57
FAVORIT 1.3 i	'93-'95	SK02	50	JUSTY II 1.3 i	'96-'00	SB56	57
FELICIA 1.3/1.3 i	'94>	SK02	50	LEGACY 1.6/1.8	'89>	SB58	57
FELICIA 1.6 GLX/1.6LX/1.6GLX	'95>	VK17	45	LEGACY 1.8i SPi/1.8i WD	'89>	SB58	57
FORMAN 1.1/1.3	'93>	SK02	50	LEGACY 2.0 i 16V	'91-'93	SB62	57
OCTAVIA 1.4	'00>	VK18	45	LEGACY 2.2 i	'90-'92	SB62	57
OCTAVIA 1.6/1.6i	'96-'00	VK30	46	LEGACY 2.2 i 16V	'89>	SB62	57
OCTAVIA 1.6/1.8/2.0	'97>	AD22	34	LEGACY 2.2 i TURBO	'90>	SB62	57
OCTAVIA 1.8 i 20V	'97>	AD32	35	LEGACY 2.0 4WD	'91-'94	SB62	57
OCTAVIA 1.8 i 20V	'96>	AD14	34	LEGACY 2.2 4WD	'89-'94	SB62	57
OCTAVIA 1.8 i 20V	'96>	AD31	35	LEGACY 2.2 SUPER 4WD	'89-'94	SB62	57
OCTAVIA 1.8 i 20V	'97>	AD26	34	LEGACY II 2.0i/II 2.0i 4WD	'94-'96	SB57	57
COMBI COMBI2.0/COMBI2.0 4X4	'99>	AD22	34	LEGACY II 2.0i/II 2.0i 4WD	'96>	SB57	57
SUPERB 2.0	'02>	AD22	34	LEGACY II 2.2 i 4WD	'94-'96	SB57	57
SUPERB 2.8 V6	'02>	AD33	35	LEGACY II 2.2 i 4WD	'96>	SB57	57
SMART				LEGACY II 2.5 i 4WD	'96-'99	SB68	57
0.6	'97>	ME19	39	LEGACY III 2.0/III 2.5	'98>	SB61	57
0.8	'97>	ME19	39	LEGACY IV 2.0	'03>	SB86	57
SUBARU				LEGACY IV 2.5	'03>	SB82	57
FORESTER 2.0	'97-'02	SB57	57	LOYALE 1.8i TURBO	'90>	SB69	57
FORESTER 2.0	'98-'02	SB64	57	L-SERIES 1.8i/1.8i TURBO U/F	'86-'91	SB69	57
FORESTER 2.0/2.5	'02>	SB61	57	SUZUKI			
FORESTER 2.0 S TURBO	'98-'02	SB53	57	ALTO 1.0	'94-'02	SU02	50
IMPREZA 1.6/1.6 WD	'98>	SB57	57	BALENO 1.3 16V/1.3i 16V	'97-'99	SU12	50
IMPREZA 1.6/1.6 WD	'97>	SB63	57	BALENO 1.3 16V/1.3i 16V	'99>	SU10	50
IMPREZA 1.6 i	>'93	SB54	57	BALENO 1.6i 16V/1.6i 16V 4x4	'95-'99	SU12	50
IMPREZA 1.6 i	'93-'98	SB57	57	BALENO 1.6i 16V/1.6i 16V 4x4	'99>	SU10	50
				IGNIS 1.3 4WD	'00-'03	SU07	50
				IGNIS 1.3 16V/1.3 16V 4WD	'01>	SU07	50

CAVI CANDELA / IGNITION CABLES

Applicazione	Anno	Cod. CEAM	Pag.	Applicazione	Anno	Cod. CEAM	Pag.
SUZUKI				TOYOTA			
JIMMY 1.3 16V/1.3 16V 4WD	'01>	SU07	50	CARINA 1.6 i 16V	'92-'97	TO53	61
SAMURAI 1.3	'88>	SU01	50	CARINA II 1.8	'83-'92	TO03	59
SAMURAI 1.3	'88>	SU01	50	CARINA E 1.8 i	'95>	TO01	59
SIDEKICK 1.6 JS/1.6JX 4X4	'96-'98	SU11	50	CARINA II 2.0 i 16V	'87-'92	TO49	60
SIDEKICK 1.6 JX 4X4	'89-'96	SU04	50	CARINA E 2.0 i 16V	'92-'97	TO54	61
SIDEKICK 1.6 i	'89-'91	SU08	50	CARINA E 2.0 i 16V	'92-'97	TO02	59
SIDEKICK 1.6 i	'91>	SU16		CELICA 1.6 i 16V	'89-'94	TO21	60
SIDEKICK 1.6 i 16V	'89-'96	SU04	50	CELICA 1.6 i 16V	'89-'94	TO06	59
SJ 413 1.3	'84-'88	SU01	50	CELICA 1.6 i 16V	'85-'89	TO08	59
SJ 410 1.0	'81-'88	SU02	50	CELICA 1.6 i 16V	'89-'94	TO54	61
SUPER CARRY 1.0 PICK UP/VAN	'92>	SU19	50	CELICA 1.8 i	'93>	TO01	59
SUPER CARRY 1.0 PICK UP/VAN	'85-'92	SU19	50	CELICA 2.0 i	'87-'89	TO49	61
SWIFT I 1.3 GTi/GXi	'86-'89	SU06	50	CELICA 2.0 i 16V	'89-'93	TO10	59
SWIFT II 1.0/II 1.0i	'91>	SU23	50	CELICA 2.0 i 16V	'93-'99	TO45	61
SWIFT II 1.3/II 1.3i	'92-'98	SU02	50	CELICA 2.0 i 16V	'87-'93	TO23	60
SWIFT II 1.3/II 1.3	'99>	SU10	50	CELICA 2.0 i 16V	'90-'92	TO46	61
SWIFT II 1.3i	'89>	SB56	57	CELICA 2.0 i 16V	'89-'93	TO09	59
SWIFT II 1.3i 16V GTi	'89-'92	SU22	50	CELICA 2.0 i 16V	'93-'99	TO44	60
SWIFT II 1.3i 16V GTi	'92-'96	SU02	50	CELICA 2.0 i 16V	'85-'90	TO13	59
SWIFT II 1.3i	'88-'92	SB56	57	CELICA 2.2 i 16V	'89-'92	TO55	61
SWIFT II 1.6 16V/1.6i 16V/1.6i 16V 4x4	'92-'96	SU21	50	CELICA 2.2 i 16V	'92-'93	TO56	61
VITARA 1.6/1.6 16V	'88-'95	SU04	50	COROLLA 1.3 i 12V	'87-'92	TO64	61
VITARA 1.6i	'99>	SU10	50	COROLLA 1.3 i 12V	'92-'97	TO35	60
VITARA 1.6 8V	'88-'96	SU03	50	COROLLA 1.3 i 12V	'92-'97	TO26	60
VITARA 1.6 16V STATION	'91>	SU17	50	COROLLA 1.6 i	'87-'92	TO50	61
WAGON WAGON R+1.016V	'98-'00	SU09	50	COROLLA 1.6 i 16V	'87-'92	TO21	60
WAGON WAGON R+1.2 4WD 16V	'98-'00	SU09	50	COROLLA 1.6 i 16V	'87-'92	TO06	59
WAGON WAGON R+1.316V	'00>	SU10	50	COROLLA 1.6 i 16V	'92>	TO26	60
WAGON WAGON R+1.3 i.e16V	'05>	SU17	50	COROLLA 1.8 i 16V	'92>	TO26	60
W-90 1.6 i 16V	'95>	SU11	50	HIACE 2.0	'89-'95	TO37	60
W-90 1.6 i 16V 4x4	'95>	SU11	50	HIACE 2.0	'89-'95	TO41	60
TOYOTA				HIACE 2.4	'89-'95	TO37	60
4 RANNER 3.0 i V6	'91-'95	TO42	60	HIACE 2.4	'89-'95	TO41	60
AVENSIS 1.6 i 16V	'98>	TO00	59	LAND CRUISER 2.4	'95>	TO12	59
AVENSIS 1.6 i 16V	'97>	TO26	60	LAND CRUISER 2.4 i	'90-'96	TO12	59
AVENSIS 1.8 i 16V	'97>	TO01	59	LAND CRUISER 3.4 i V6 24V	'96>	TO48	61
AVENSIS 2.0 i 16V	'97>	TO05	59	LAND CRUISER 4.5 i V6 24V	'95>	TO48	61
CAMRY 2.0 i 16V	'86-'91	TO49	60	LITEACE 1.5	'86-'92	TO43	60
CAMRY 2.2 i 16V	'91-'96	TO18	660	LITEACE 1.5	'92-'95	TO65	61
CAMRY 2.5 i V6 24V	'88-'91	TO19	60	LITEACE 2.2	'92-'95	TO63	61
CAMRY 3.0 i V6 24V	'91-'96	TO20	60	MODEL F 1.8/2.0/2.2	'88-'90	TO63	61
CARINA E 1.6 i 16V	'94>	TO00	59	MR2 1.6 16V	'84-'90	TO08	59
CARINA II 1.6	'83-'87	TO04	59	MR2 2.0 i 16V	'89-'99	TO15	59
CARINA 1.6 i 16V	'87-'92	TO21	60	MR2 2.0 i 16V	'89-'99	TO52	60
CARINA 1.6 i 16V	'87-'92	TO06	59	PASEO 1.5 i 16V	'95-'99	TO31	60
CARINA E 1.6 i 16V	'92-'97	TO06	59	PIC NIC 2.0 i 16V	'96>	TO32	60

CAVI CANDELA / IGNITION CABLES

Applicazione	Anno	Cod. CEAM	Pag.	Applicazione	Anno	Cod. CEAM	Pag.
TOYOTA				VOLKSWAGEN			
PREVIA 2.4 i 16V	'99-'97	TO33	60	GOLF II 1.8 i GTI	'85-'88	VK10	45
RAV 4 2.0 i 16V	'94>	TO32	60	GOLF III 1.4	'91-'97	VK09	44
RAV 4 2.0 i 16V	'94>	TO34	60	GOLF III 1.6	'94-'98	VK17	45
STARLET 1.0 12 V	'89-'92	TO16	59	GOLF III 1.6	'92-'98	VK17	45
STARLET 1.0 i 12 V	'92-'96	TO35	60	GOLF III 1.8	'91-'98	VK10	45
STARLET 1.3 i 12 V	'87-'92	TO16	59	GOLF III 1.8	'92-'98	VK25	45
STARLET 1.3 i 12 V	'89-'96	TO35	60	GOLF III 2.0	'90-'98	VK25	45
STARLET 1.3 i 16 V	'96-'99	TO17	59	GOLF III 2.0	'90-'97	VK10	45
SUPRA 3.0 i 24V	'86-'93	TO36	60	GOLF III 2.0 GTI 16V	'92-'97	VK19	45
SUPRA 3.0 i 24V TURBO	'88-'93	TO66	61	GOLF III 2.0	'95-'97	VK10	45
TERCEL 1.5/1.5 i	'86-'92	TO38	60	GOLF III 2.8 VR6/III 2.9 VR6	'92-'97	VK02	44
TERCEL 1.5 i	'92>	TO35	60	GOLF IV 1.4 16V	'97>	VK18	45
VAN WAGON 2.0/2.2	'83-'90	TO63		GOLF IV 1.6	'97-'00	VK23	45
VOLKSWAGEN				GOLF IV 1.6	'98>	VK24	45
BORA 1.4 16V/1.6 16V	'98>	VK18	45	GOLF IV 1.6	'00>	VK22	45
BORA 1.6	'98>	AD22	34	GOLF IV 1.6 16V	'00>	VK18	45
BORA 1.8	'98>	AD31	35	GOLF IV 1.8	'97>	VK31	46
BORA 2.0	'98>	AD22	34	GOLF IV 1.8	'98>	VK36	46
CADDY I 1.8	'85-'92	VK10	45	GOLF IV 1.8	'98>	VK10	45
CADDY II 1.4	'00>	VK18	45	GOLF IV 2.0	'98>	VK15	45
CADDY II 1.6	'97>	VK09	44	GOLF IV 2.0	'98>	VK36	46
CADDY II 60 1.4	'95>	VK20	45	GOLF IV 2.0	'98>	VK22	45
CADDY II 60 1.4	'95>	VK21	45	GOLF IV 2.3 VR5	'97>	VK11	45
CADDY II 75 1.6	'95>	VK25	45	GOLF IV 2.3	'99>	VK12	45
CADDY II 75 1.6	'95>	VK21	45	GOLF IV 2.3 VR6	'99>	VK13	45
CORRADO 1.8	'88-'93	VK10	45	GOLF V 1.4	'03>	VK18	45
CORRADO 2.0 i	'93-'95	VK10	45	GOLF V 2.0	'03>	VK22	45
CORRADO 2.0 i	'93-'95	VK25	45	JETTA II 1.3	'84-'87	VK09	44
CORRADO 2.9 BR6	'93-'95	VK02	44	JETTA II 1.3 (Cat.)	'87-'91	VK09	44
DERBY 1050	'84>	VK09	44	JETTA II 1.8	'85-'92	VK10	45
DERBY 1.3	'84>	VK09	44	JETTA II 1.8	'87-'91	VK10	45
GOLF I 1.3/1.6/1.8	'83>	VK06	44	JETTA II 1.6 16V	'86-'92	VK23	45
GOLF I 1.8	'82-'89	VK10	45	JETTA II 1.8 G60/1.8i/1.8i GT/1.8 i GT	'85-'87	VK10	45
GOLF I 1.8	'83-'93	VK10	45	LUPO 1.0	'98>	VK29	46
GOLF II 1.0	'85-'91	VK09	44	LUPO 1.0	'98>	VK20	45
GOLF II 1.3	'84>	VK09	44	LUPO 1.0	'98>	VK17	45
GOLF II 1.3	'86>	VK06	44	LUPO 1.4	'00>	VK20	45
GOLF II 1.3	'85-'87	VK09	44	LUPO 1.4 16V	'98>	VK18	45
GOLF II 1.3 (Cat.)	'86-'92	VK09	44	LUPO 1.6 GTI	'00>	VK18	45
GOLF II 1.6	'83-'92	VK06	44	PASSAT 1.6	'88-'91	VK10	45
GOLF II 1.6/1.8	'84-'90	VK10	45	PASSAT 1.6	'94-'96	VK15	45
GOLF II 1.8	'85-'91	VK10	45	PASSAT 1.6	'94-'96	VK24	45
GOLF II 1.8 GTI	'83-'91	VK10	45	PASSAT 1.6	'96-'00	AD06	34
GOLF II 1.8 GTI 16V	'86-'91	VK23	45	PASSAT 1.6	'96-'00	AD22	34
GOLF II 1.8 GTI (Cat.)	'87-'91	VK10	45	PASSAT 1.6 i	'92>	VK10	45
GOLF II 1.8 (Cat.)	'87>	VK10	45	PASSAT 1.8	'88-'96	VK10	45
				PASSAT 1.8	'88-'96	VK25	45

CAVI CANDELA / IGNITION CABLES

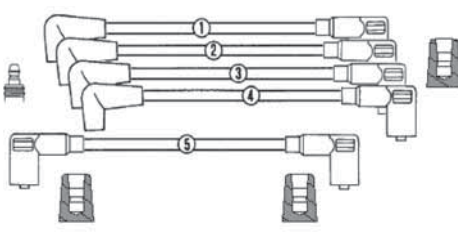
Applicazione	Anno	Cod. CEAM	Pag.	Applicazione	Anno	Cod. CEAM	Pag.
VOLKSWAGEN				VOLKSWAGEN			
PASSAT 1.8	'88-'96	VK10	45	SCIROCCO 1.6/1.8	'85-'92	VK10	45
PASSAT 1.8	'90-'96	VK25	45	SCIROCCO 1.8 16V	'85-'92	VK23	45
PASSAT 1.8	'96-'00	AD34		SHARAN 2.0	'95>	AD22	34
PASSAT 1.8 16V/2.0 16V	'88>	VK14	45	SHARAN 2.0	'95>	VK28	45
PASSAT 2.0	'83-'88	AD28		SHARAN 2.8 VR6	'95-'00	VK02	44
PASSAT 2.0	'90-'96	VK25	45	TRANSPORTER III 1.9/2.1	'82-'92	VK37	46
PASSAT 2.0	'90-'93	VK10	45	TRANSPORTER III 2.1	'85-'92	VK38	46
PASSAT 2.0	'93>	VK25	45	TRANSPORTER IV 1.8/2.0	'90-'92	VK39	46
PASSAT 2.0	'00>	AD22	34	TRANSPORTER IV 2.5	'90>	VK41	46
PASSAT 2.0 16V	'94-'96	VK31	46	TRANSPORTER IV 2.5	'90>	VK42	46
PASSAT 2.0 i	'92>	VK10	45	TRANSPORTER IV 2.5	'90>	VK43	46
PASSAT 2.3 VR5	'96-'00	VK32	46	TRANSPORTER IV 2.8 VR6	'95-'00	VK44	46
PASSAT 2.8	'00>	AD33	35	TRANSPORTER V 2.0	'03>	AD22	34
PASSAT 2.8 V6	'96-'00	AD33	35	VENTO 1.4	'91-'98	VK09	44
PASSAT 2.8 VR6	'91-'96	VK02	44	VENTO 1.4	'97-'98	VK27	
PASSAT 1.0	'99-'01	VK20	45	VENTO 1.6	'92-'98	VK10	45
PASSAT 1.0	'94-'96	VK17	45	VENTO 1.6	'92-'98	VK17	45
PASSAT 1.0 i	'97-'99	VK17	45	VENTO 1.6	'92-'98	VK09	44
PASSAT 1.0 i.e	'99>	VK20	45	VENTO 1.6	'91-'98	VK15	45
PASSAT 1.0 (Cat.)	'85-'92	VK17	45	VENTO 1.8	'91-'98	VK10	45
PASSAT 1.1	'96>	VK17	45	VENTO 2.0	'91-'98	VK25	45
PASSAT 1.3	'84-'94	VK17	45	VENTO 2.0 i 16V	'93>	VK14	45
PASSAT 1.3 (Cat.)	'87>	VK17	45	VENTO 2.8 VR6	'92-'98	VK02	44
PASSAT 1.4	'98>	VK17	45	MAGGIOLINO 1.1/1.2/1.3/1.6 (tipo orig.)	'49-'85	VK01	44
PASSAT 1.4	'99>	VK20	45				
POLO 1.4 16V	'99>	VK18	45	VOLVO			
POLO 1.6	'02>	VK26	44	240 T.T	'84-'93	VL01	46
POLO 1.6 16V GTI	'99-'01	VK18	45	340/360 1.3	'88-'90	RE03	42
POLO 100 1.4 16V	'96-'99	VK16	45	340/360 1.4	'82-'90	RE03	42
POLO 120 1.6 16V GTI	'98>	VK18	45	340/360 1.7	'85-'90	RE37	42
POLO 2.0	'02>	AD22	34	440 1.6/1.7	'88-'96	VL04	46
POLO 45 1.0	'94-'96	VK17	45	440 1.7 TURBO	'88-'96	VL10	46
POLO 50 1.0	'96-'99	VK17	45	440 1.8/2.0	'90-'96	VL04	46
POLO 55 1.3/55 1.4/60 1.4	'95-'99	VK17	45	460 1.6/1.7/1.8/2.0	'88-'96	VL04	46
POLO 60 1.4/75 1.6	'94-'99	VK17	45	460 1.7 TURBO	'88-'96	VL10	46
POLO 75 1.6	'94-'99	VK17	45	480 1.7/2.0	'87-'96	VL10	46
POLO CLASSIC 100 1.6	'95-'01	AD23	34	740 2.0	'84-'89	VL05	46
POLO CLASSIC 100 1.6	'95-'01	AD22	34	740 2.0	'84-'92	VL16	47
POLO CLASSIC 100 1.6	'95-'01	VK24	45	740 2.0 16V/2.0TURBO 16V	'88-'90	VL03	46
POLO CLASSIC 2.0	'99-'01	VK15	45	740 2.3	'84-'92	VL16	47
POLO CLASSIC 60 1.4	'95-'01	VK20	45	740 2.3	'87-'92	VL03	46
POLO CLASSIC 60 1.4	'95-'01	VK17	45	740 2.3 TURBO	'85-'90	VL11	46
POLO CLASSIC 75 1.4 16V	'99-'01	VK18	45	740 2.3 TURBO	'88-'90	VL03	46
POLO CLASSIC 75 1.6	'95-'01	VK25	45	760 2.3	'84-'87	VL16	47
POLO CLASSIC 75 1.6	'95-'01	VK17	45	760 2.3 TURBO	'84-'90	VL16	47
POLO CLASSIC 90 1.8	'97-'01	VK10	45	760 2.8	'86-'91	VL11	46
				780 2.0 i	'86-'90	VL03	46

CAVI CANDELA / IGNITION CABLES

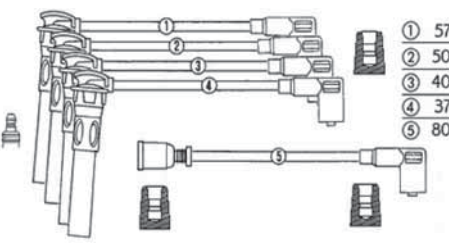
Applicazione	Anno	Cod. CEAM	Pag.	Applicazione	Anno	Cod. CEAM	Pag.
VOLVO							
780 2.0 i TURBO	'86 - '90	VL09	46				
780 2.9	'86 - '90	VL11	46				
850 2.0	'91 - '97	VL26	47				
850 2.0 10V	'94 - '98	VL26	47				
850 2.0 20V TURBO	'92 - '97	VL26	47				
850 2.0 GLT	'95 - '97	VL26	47				
850 2.0 GLT	'92 - '96	VL26	47				
850 2.3/2.3 T5/2.3T5 R	'93 - '97	VL26	47				
850 2.5/2.5 4WD	'91 - '96	VL26	47				
850 2.5 10V	'91 - '97	VL26	47				
850 2.5 20V	'91 - '97	VL26	47				
850 2.5 4WD	'96 - '97	VL26	47				
940 2.0	'90 - '94	VL16	47				
940 2.0 16V	'90>	VL03	46				
940 2.0 TURBO	'91 - '94	VL16	47				
940 2.3	'90>	VL03	46				
940 2.3/2.3 TURBO	'90 - '95	VL16	47				
940 2.3 16V	'90 - '92	VL03	46				
940 II 2.0 TURBO	'95 - '98	VL16	47				
940 II 2.3/2.3 Ti/2.3 TURBO	'94 - '98	VL16	47				
960 2.3/2.3 TURBO	'90 - '94	VL16	47				
960 2.8	'90>	VL11	46				
C70 2.0 20V	'97 - '02	VL26	47				
C70 2.0 20V	'97 - '02	VL26	47				
C70 2.0 /2.3/2.5	'97 - '02	VL26	47				
S40 1.6/1.8/2.0	'95 - '99	VL28	47				
S40 1.6/1.8/2.0 T	'97 - '03	VL12	46				
S40 1.8 16V/2.0 16V	'99>	VL12	46				
S70 2.0	'99 - '00	VL26	47				
S70 2.0 20V	'97 - '00	VL26	47				
S70 2.0 TURBO	'97 - '00	VL26	47				
S70 2.3/2.3 TURBO	'97 - '00	VL26	47				
S70 2.4/2.4 TURBO/2.5	'97 - '00	VL26	47				
S70 2.5 20V/2.5 Bifuel	'97 - '00	VL26	47				
V40 1.6/1.8/2.0	'95 - '99	VL28	47				
V40 1.6/1.8/2.0	'99>	VL12	46				
V70 2.0/2.0TURBO/2.0 TURBO4WD	'97 - '00	VL26	47				
V70 2.0 20V	'97 - '00	VL26	47				
V70 2.3/2.3 4WD/2.3 TURBO	'97 - '00	VL26	47				
V70 2.4/ 2.4 TURBO	'97 - '00	VL26	47				
V70 2.5 BIFUEL/2.5 TURBO WD	'97>	VL26	47				
V70 2.5 20V	'97>	VL26	47				
ZASTAVA							
YUGO 45 900	'83 - '91	FT22	31				
YUGO 55 1.1	'83 - '91	FT22	31				
YUGO 65	'88 - '91	ZA72	34				

CAVI CANDELA / IGNITION CABLES

RV 02

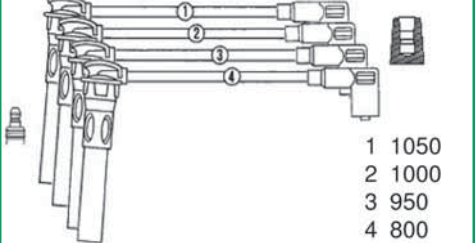


RV 03



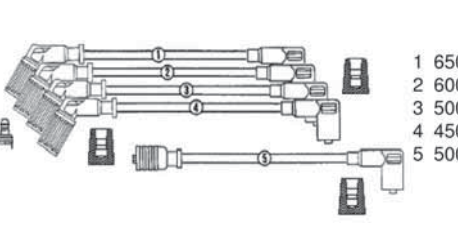
- ① 575
- ② 500
- ③ 400
- ④ 375
- ⑤ 800

RV 04



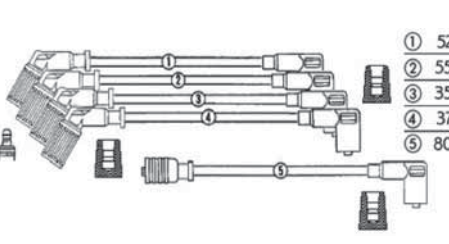
- 1 1050
- 2 1000
- 3 950
- 4 800

RV 07



- 1 650
- 2 600
- 3 500
- 4 450
- 5 500

RV 09



- ① 525
- ② 550
- ③ 350
- ④ 375
- ⑤ 800

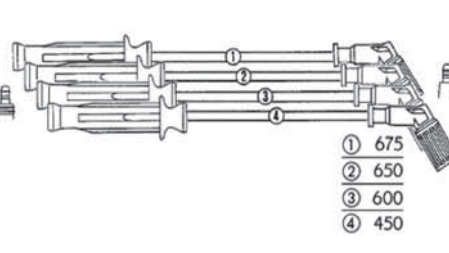
LR 10



LR 11

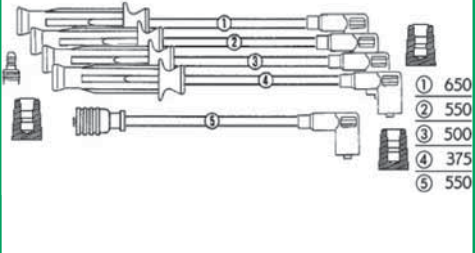


LR 12



- ① 675
- ② 650
- ③ 600
- ④ 450

RV 14

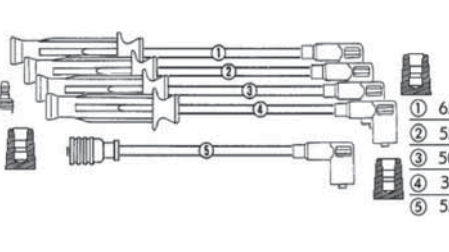


- ① 650
- ② 550
- ③ 500
- ④ 375
- ⑤ 550

RV 17

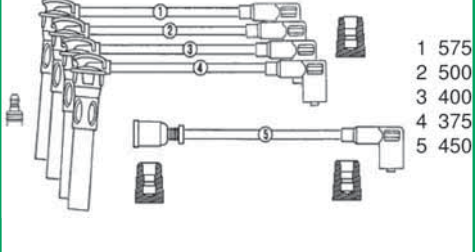


RV 18



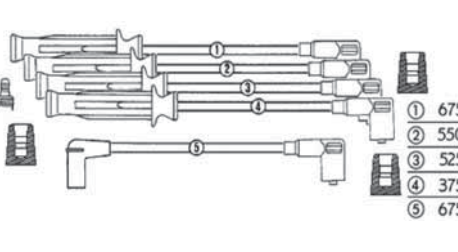
- ① 650
- ② 550
- ③ 500
- ④ 375
- ⑤ 550

RV 25



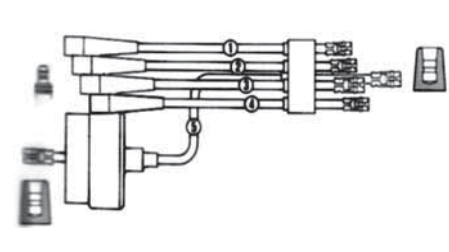
- 1 575
- 2 500
- 3 400
- 4 375
- 5 450

RV 26

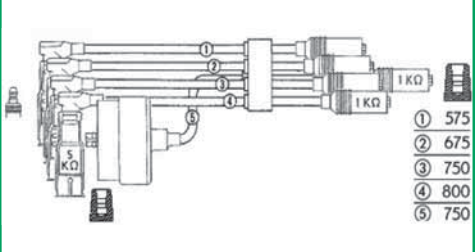


- ① 675
- ② 550
- ③ 525
- ④ 375
- ⑤ 675

AR 03

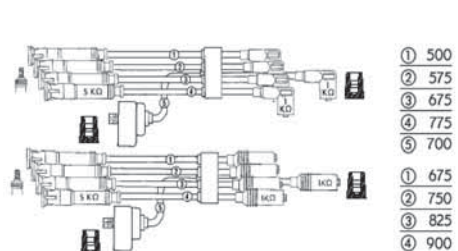


AR 04



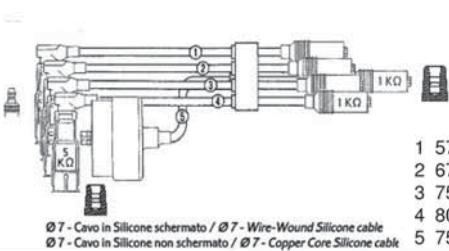
- ① 575
- ② 675
- ③ 750
- ④ 800
- ⑤ 750

AR 05



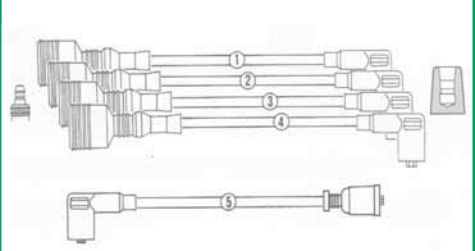
- ① 500
- ② 575
- ③ 675
- ④ 775
- ⑤ 700

AR 06



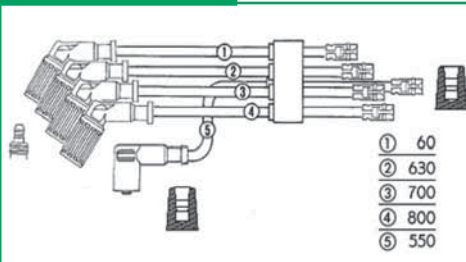
- 1 575
- 2 675
- 3 750
- 4 800
- 5 750

AR 09

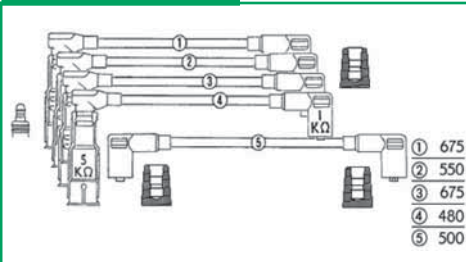


CAVI CANDELA / IGNITION CABLES

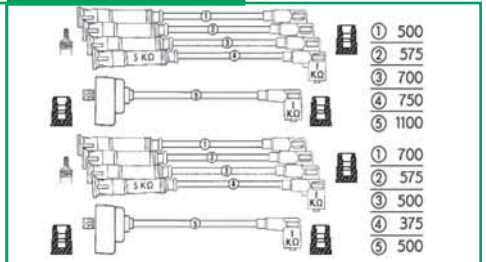
AR 12



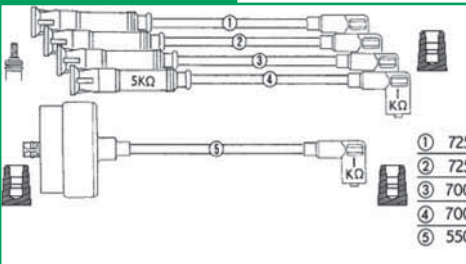
AR 13



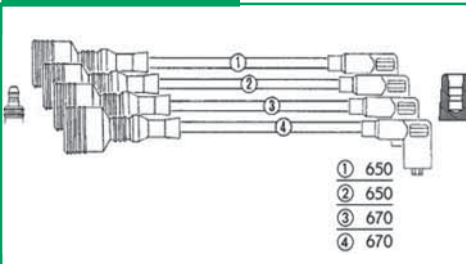
AR 14



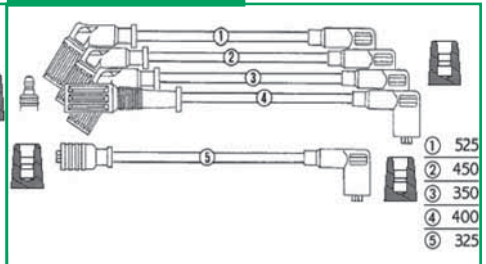
AR 16



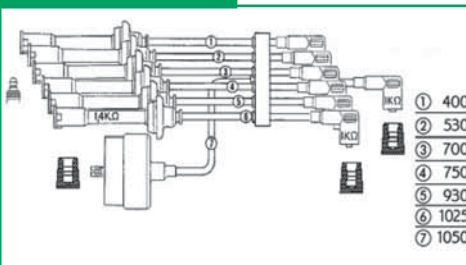
AR 17



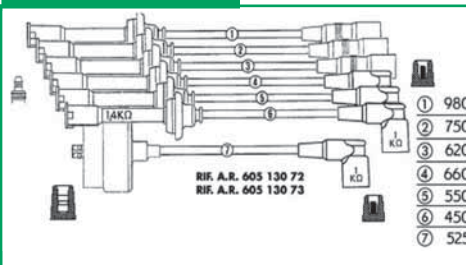
AR 18



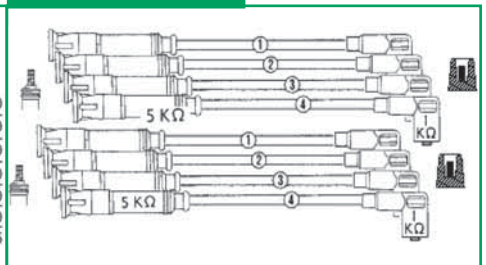
AR 19



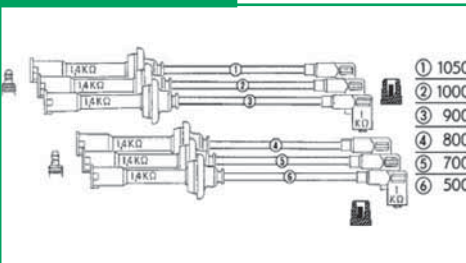
AR 20



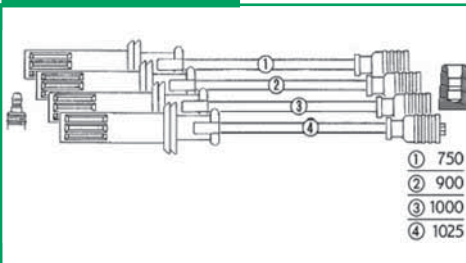
AR 21



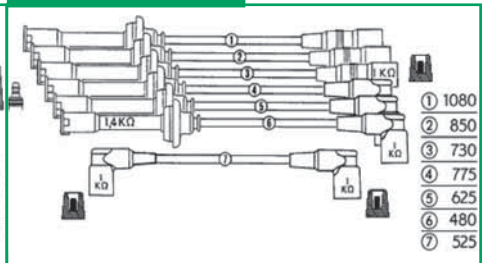
AR 22



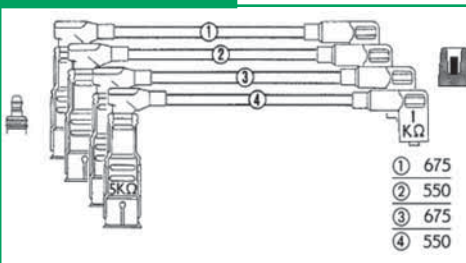
AR 23



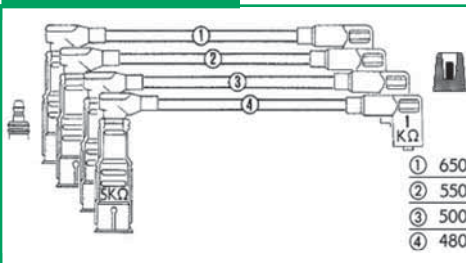
AR 24



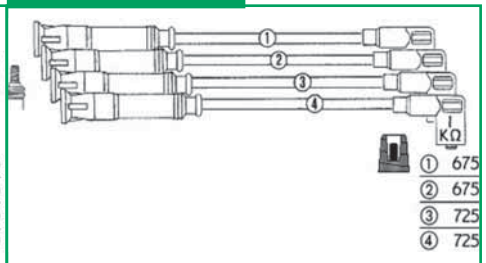
AR 25



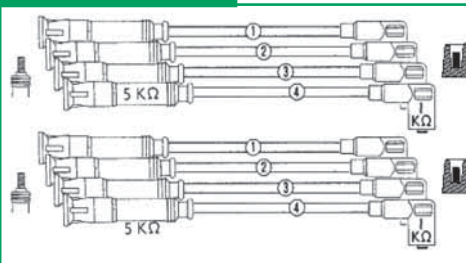
AR 26



AR 27



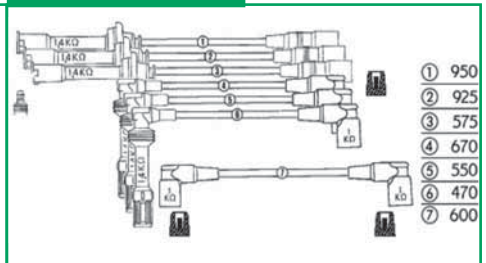
AR 29



AR 30

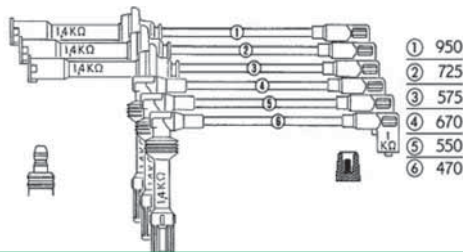


AR 31

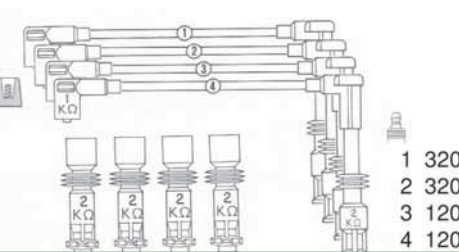


CAVI CANDELA / IGNITION CABLES

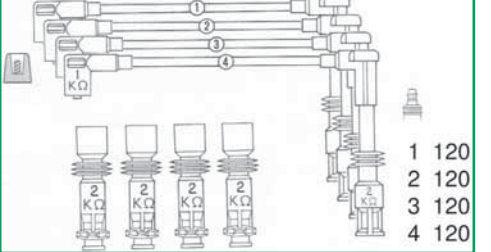
AR 32



AR 33



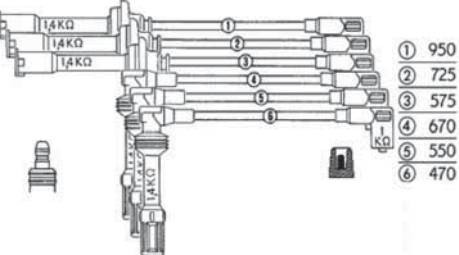
AR 35



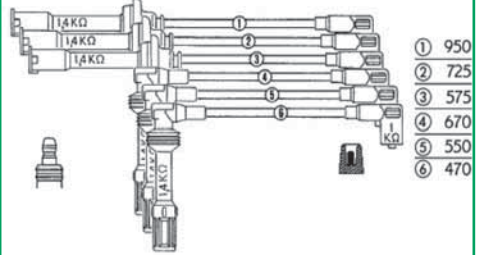
AR 36

ILLUSTRAZIONE NON DISPONIBILE

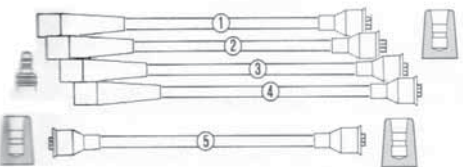
AR 37



AR 38



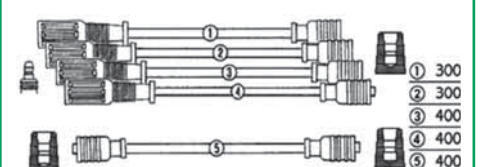
AB 02



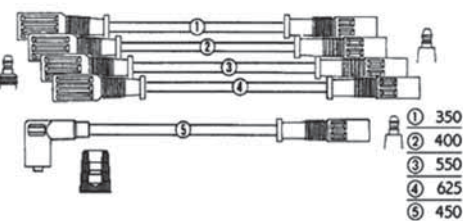
AB 03

ILLUSTRAZIONE NON DISPONIBILE

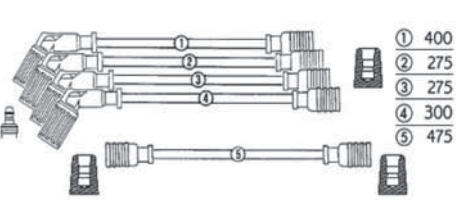
AB 05



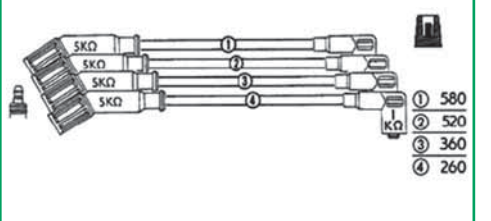
AB 06




AB 08



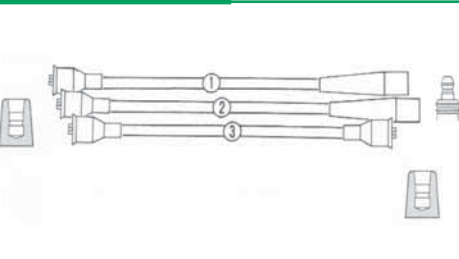
AB 09



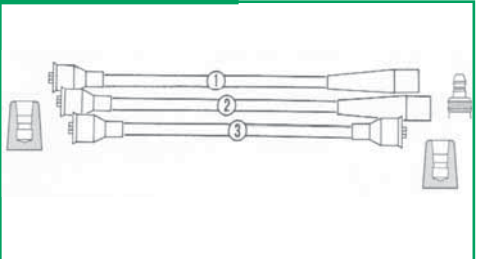
FT 01




FT 02




FT 03




FT 05



FT 06



FT 07

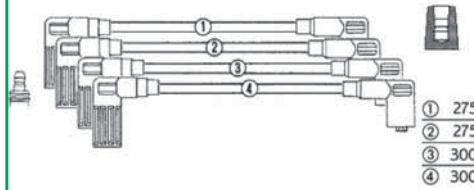


CAVI CANDELA / IGNITION CABLES

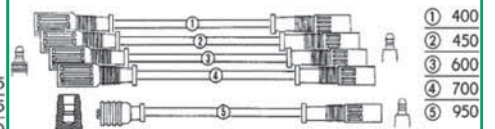
FT 08

ILLUSTRAZIONE NON DISPONIBILE

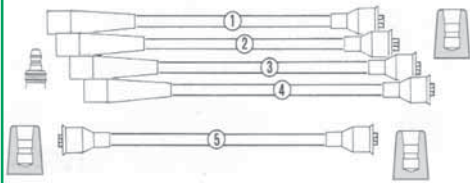
FT 10



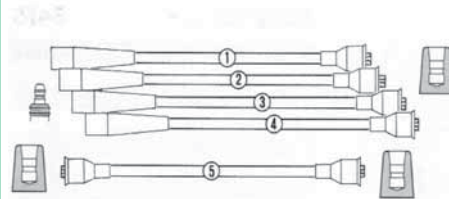
FT 11



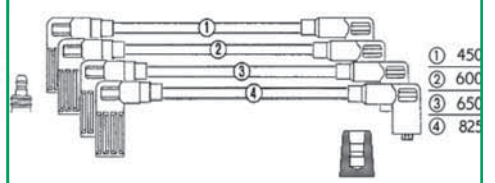
FT 12



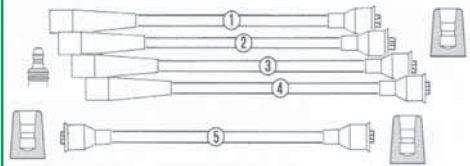
FT 13



FT 14



FT 16



FT 17

ILLUSTRAZIONE NON DISPONIBILE

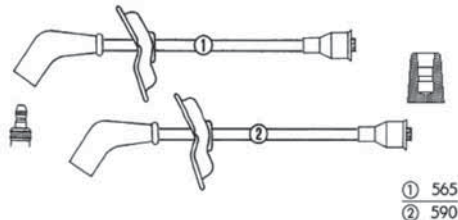
FT 18

ILLUSTRAZIONE NON DISPONIBILE

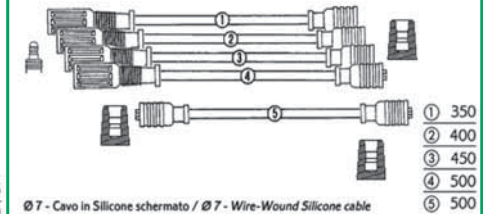
FT 19

ILLUSTRAZIONE NON DISPONIBILE

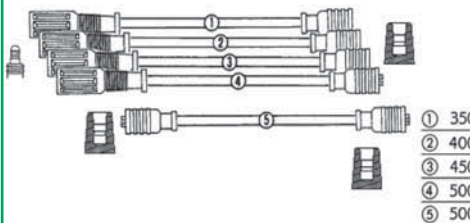
FT 21



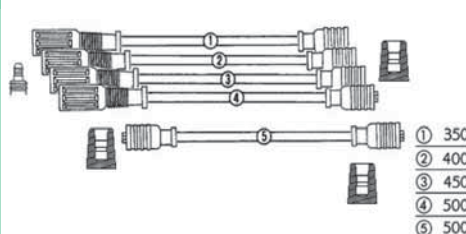
FT 22



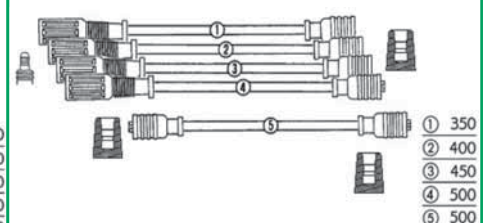
FT 23



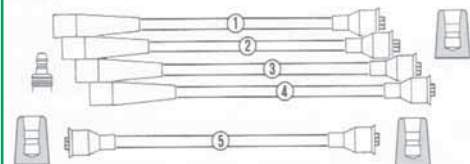
FT 31



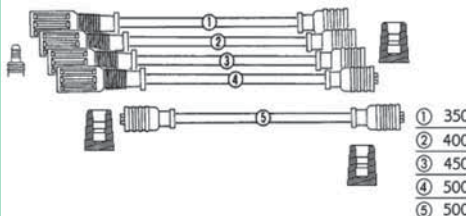
FT 32



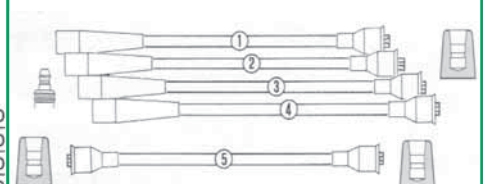
FT 33



FT 34

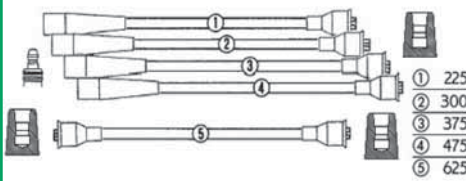


FT 35



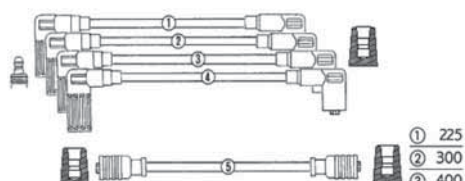
CAVI CANDELA / IGNITION CABLES

FT 37



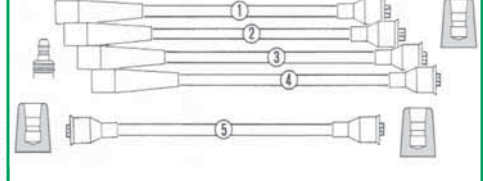
- ① 225
- ② 300
- ③ 375
- ④ 475
- ⑤ 625

FT 38




- ① 225
- ② 300
- ③ 400
- ④ 500
- ⑤ 650

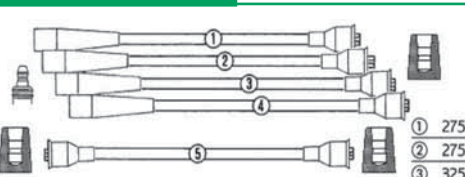
FT 39



FT 40

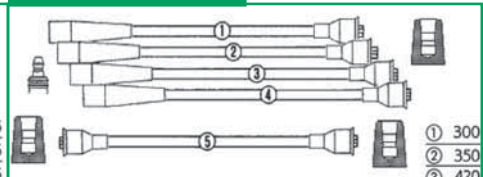


FT 41



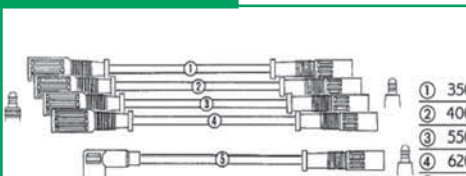
- ① 275
- ② 275
- ③ 325
- ④ 325
- ⑤ 400

FT 42



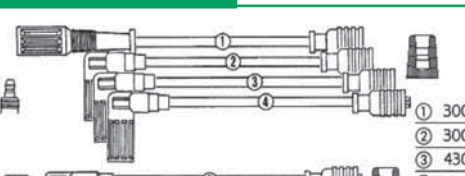
- ① 300
- ② 350
- ③ 420
- ④ 550
- ⑤ 470

FT 43



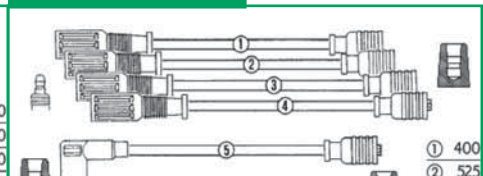
- ① 350
- ② 400
- ③ 550
- ④ 620
- ⑤ 450

FT 44



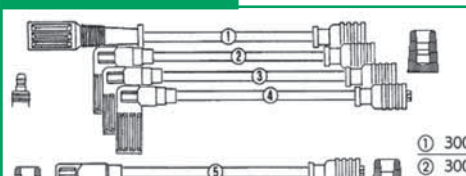
- ① 300
- ② 300
- ③ 430
- ④ 500
- ⑤ 900

FT 45



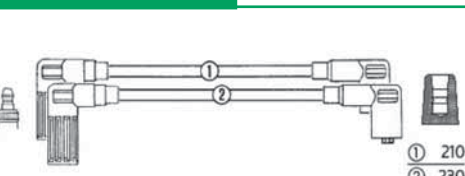
- ① 400
- ② 525
- ③ 600
- ④ 650
- ⑤ 500

FT 46



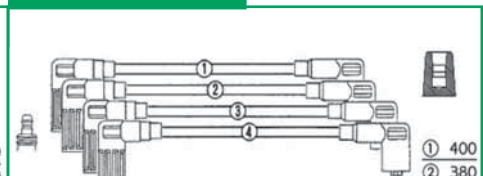
- ① 300
- ② 300
- ③ 430
- ④ 500
- ⑤ 900

FT 49



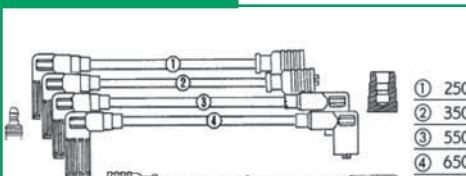
- ① 210
- ② 230

FT 50



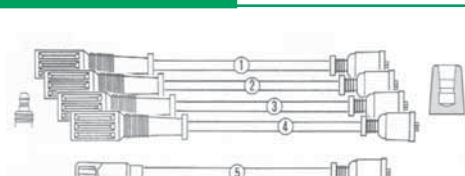
- ① 400
- ② 380
- ③ 330
- ④ 200

FT 52

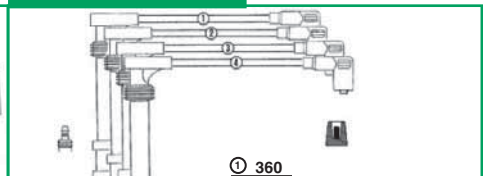


- ① 250
- ② 350
- ③ 550
- ④ 650
- ⑤ 300

FT 53

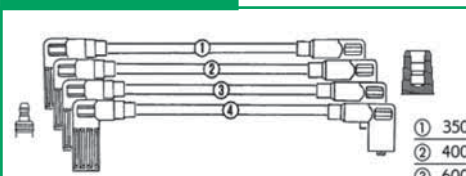


FT 73



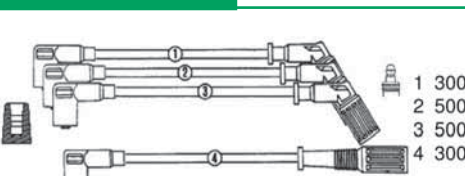
- ① 360
- ② 460
- ③ 370
- ④ 270

FT 76



- ① 350
- ② 400
- ③ 600
- ④ 650
- ⑤ 400

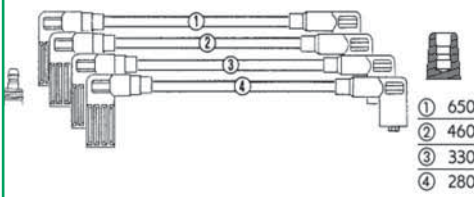
FT 77



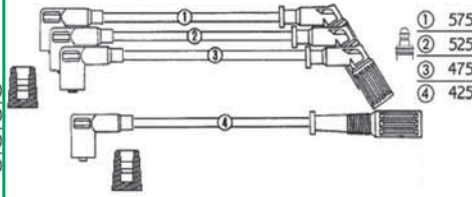
- 1 300
- 2 500
- 3 500
- 4 300

CAVI CANDELA / IGNITION CABLES

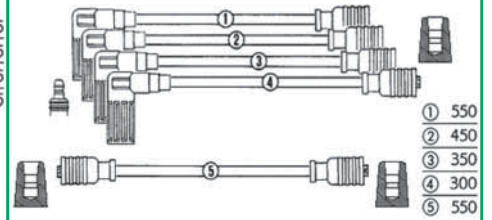
FT 78



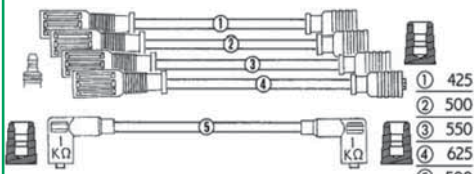
FT 79



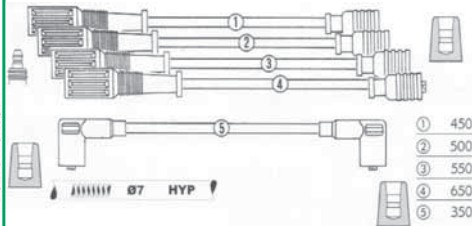
FT 80



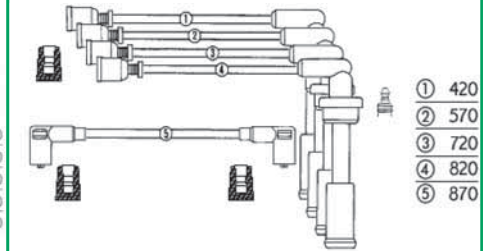
FT 82



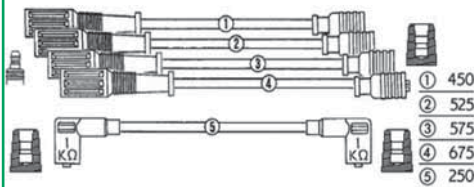
FT 83



FT 84/85/86



FT 88



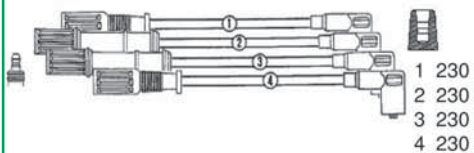
FT 89

ILLUSTRAZIONE NON
DISPONIBILE

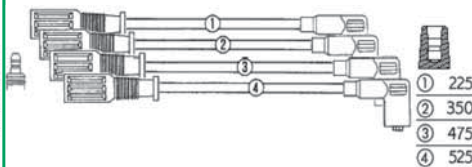
FT 90

ILLUSTRAZIONE NON
DISPONIBILE

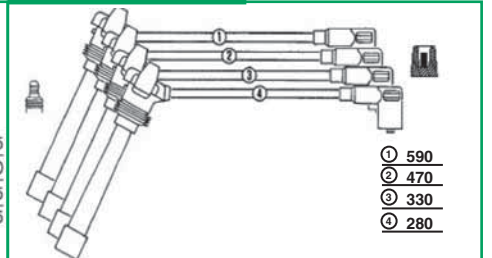
FT 91



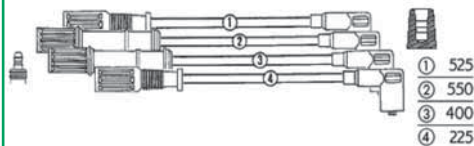
FT 92



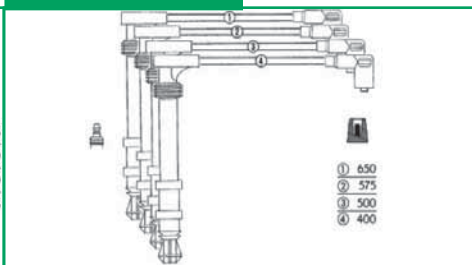
FT 93



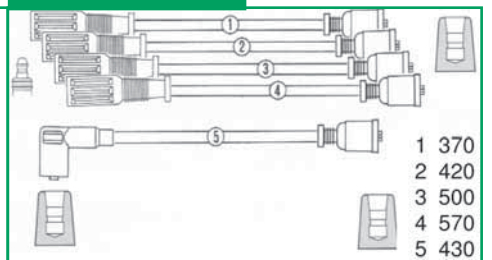
FT 94



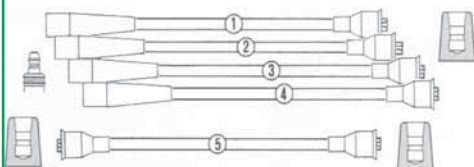
FT 95



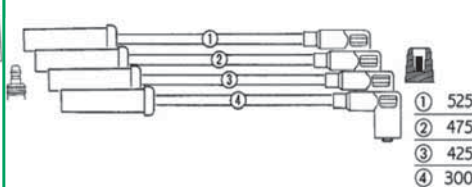
SE 03



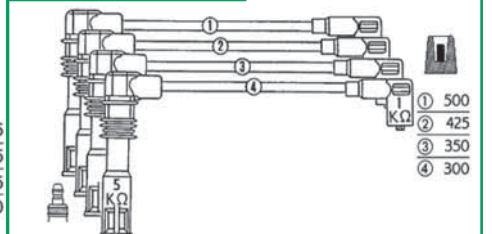
SE 04



SE 07

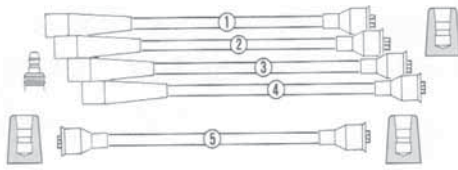


SE 09

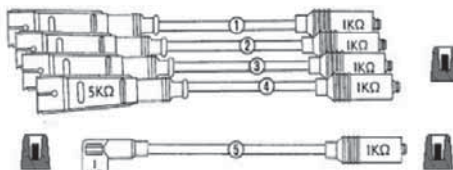


CAVI CANDELA / IGNITION CABLES

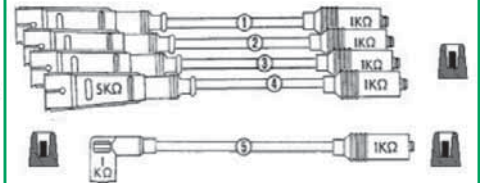
ZA 72



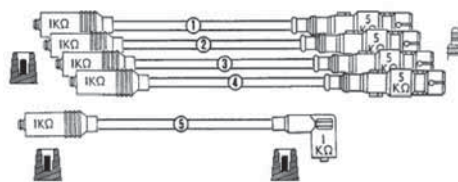
AD 03



AD 05



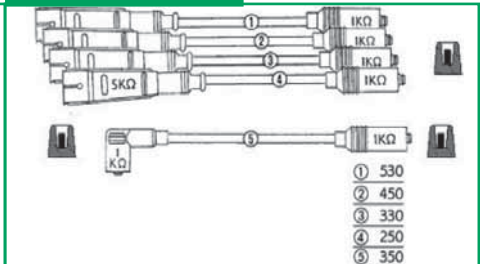
AD 06



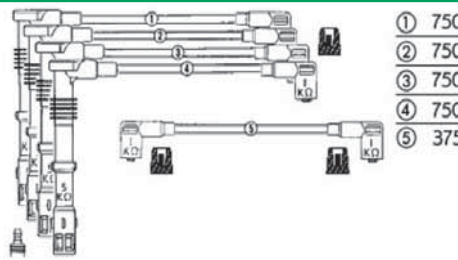
AD 08

ILLUSTRAZIONE NON
DISPONIBILE


AD 10



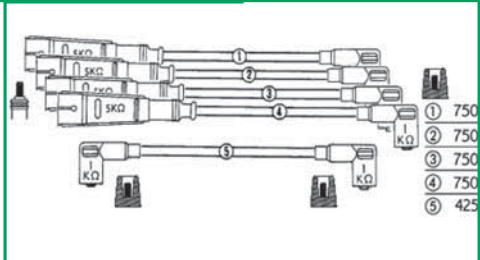
AD 11



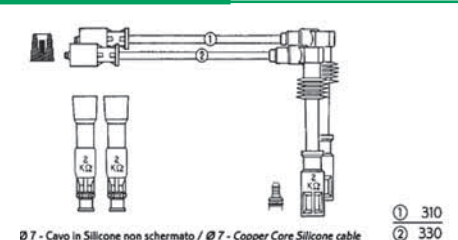
AD 12



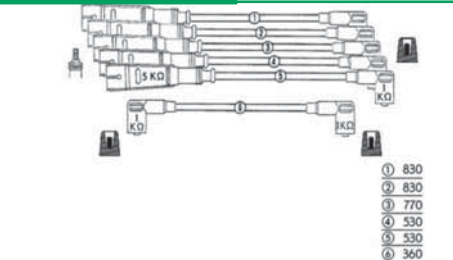
AD 13



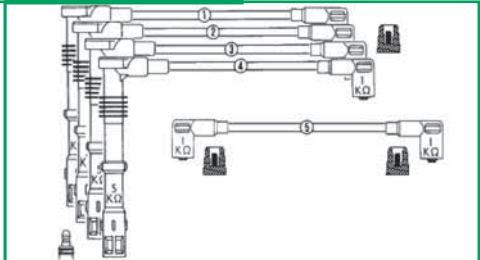
AD 14



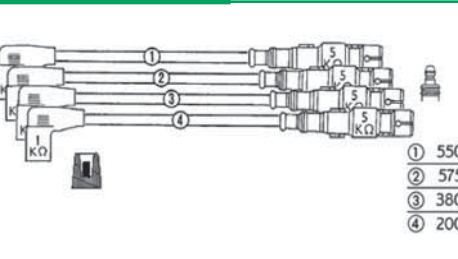
AD 17



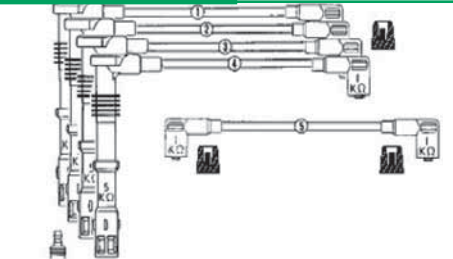
AD 18



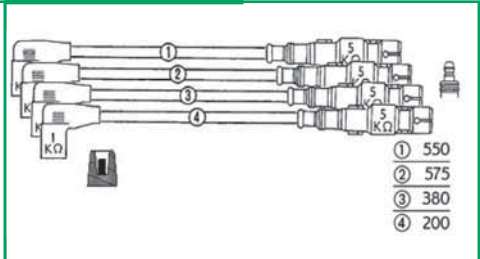
AD 19



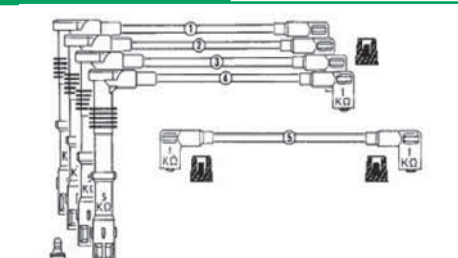
AD 21



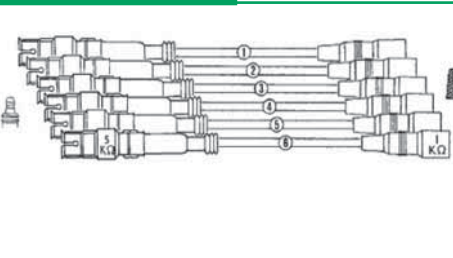
AD 22



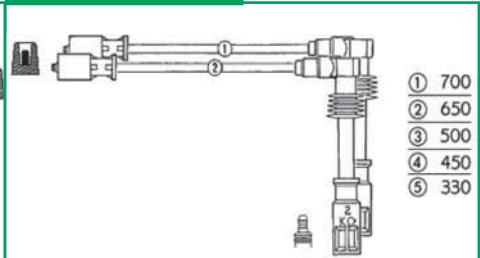
AD 23



AD 25




AD 26

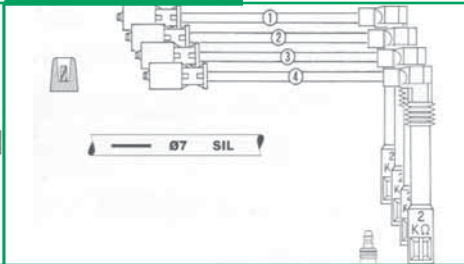


CAVI CANDELA / IGNITION CABLES

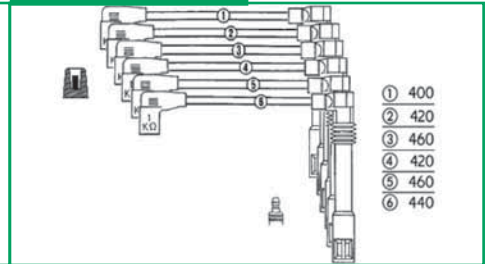
AD 31




AD 32



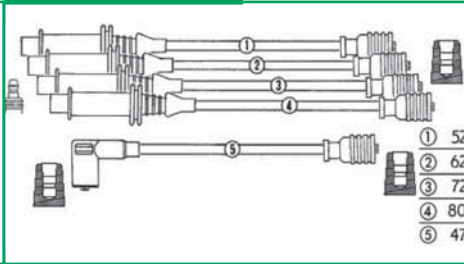
AD 33



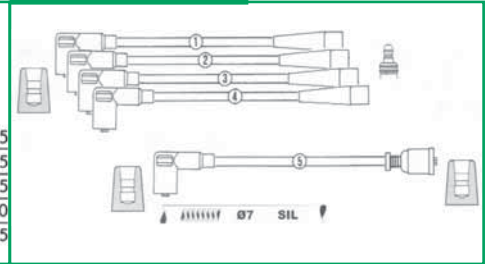
CT 01



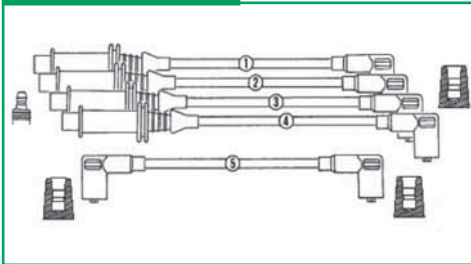
CT 06




CT 07



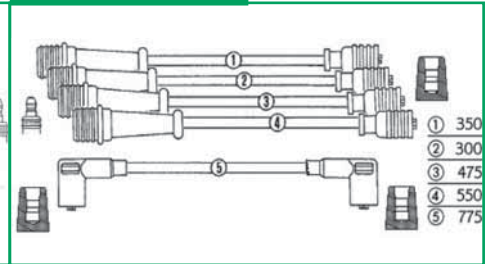
CT 08



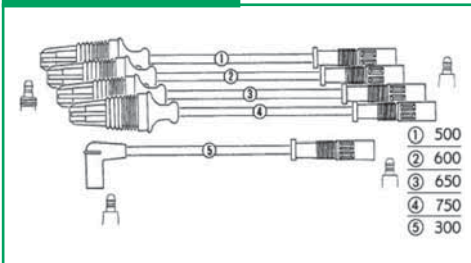
CT 09



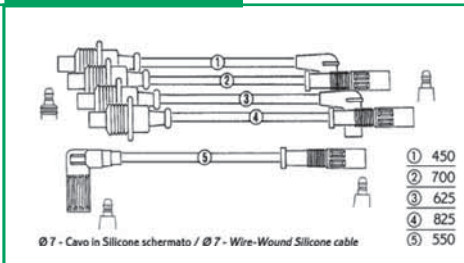
CT 10




CT 11



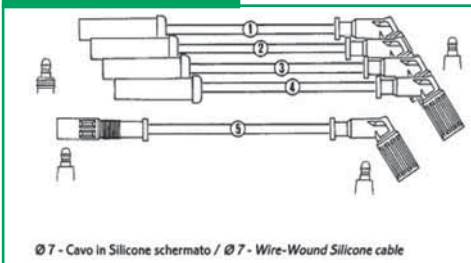
CT 16



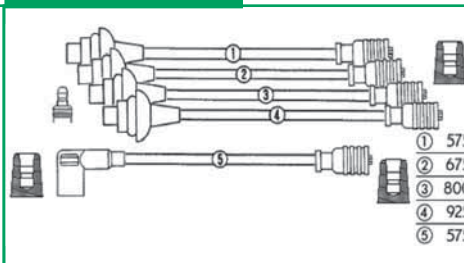
CT 17



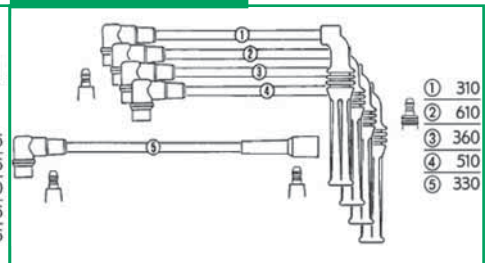
CT 19



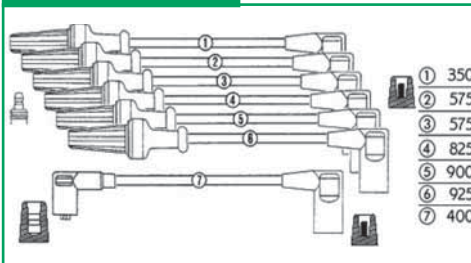
CT 20



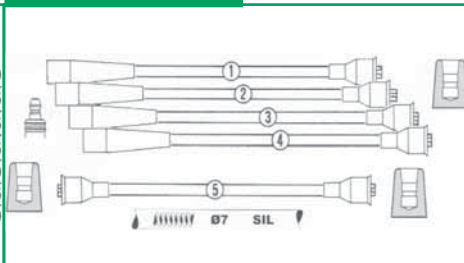
CT 22



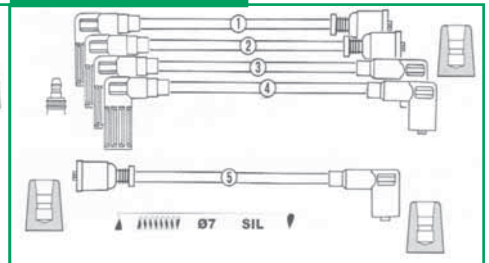
CT 33



LD 27

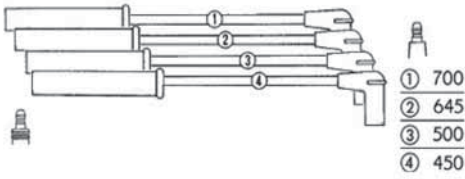


LD 29

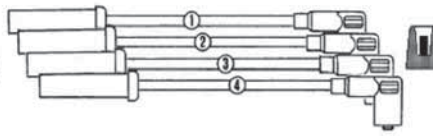


CAVI CANDELA / IGNITION CABLES

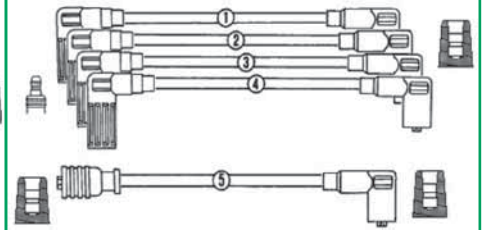
LD 30



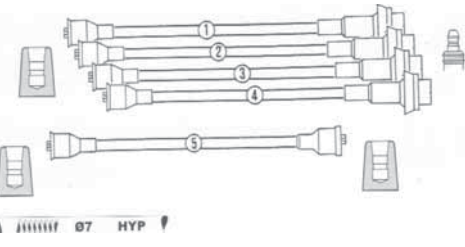
LD 32



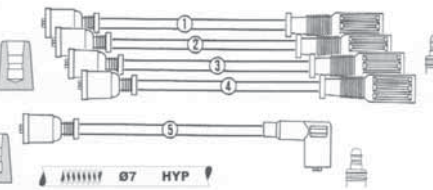
LA 00



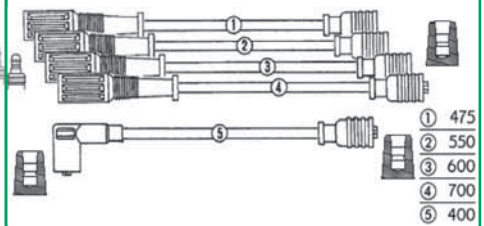
LA 01



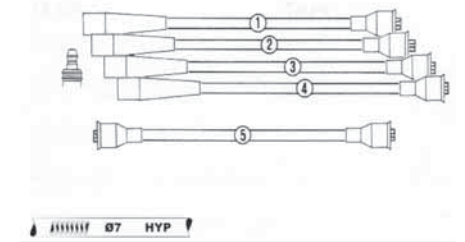
LA 02



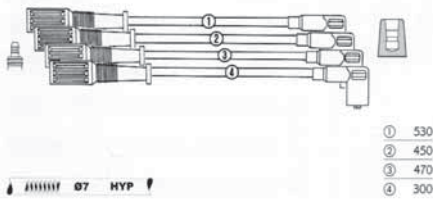
LA 06



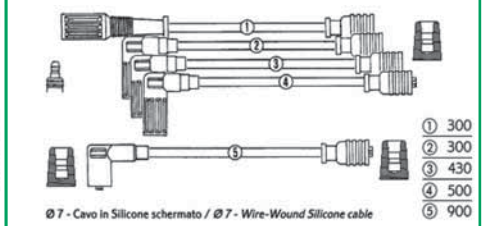
LA 07



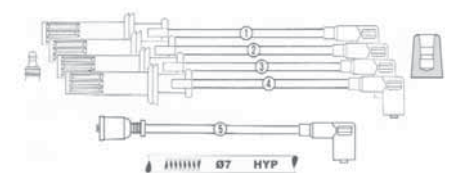
LA 08



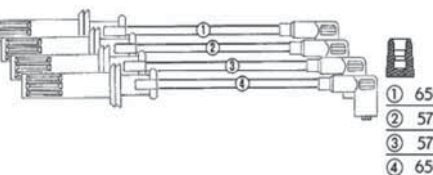
LA 09



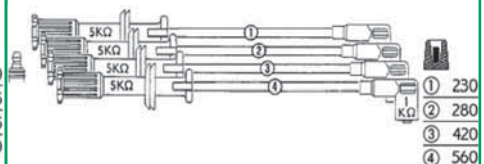
LA 16



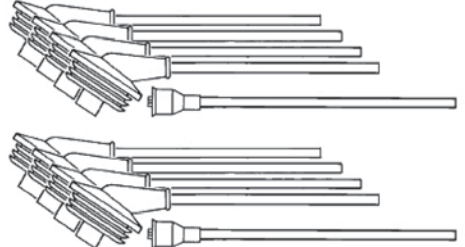
LA 18



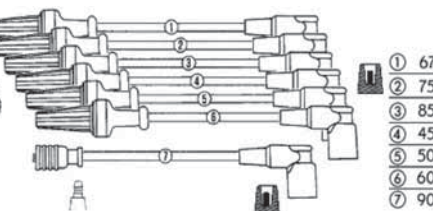
LA 19



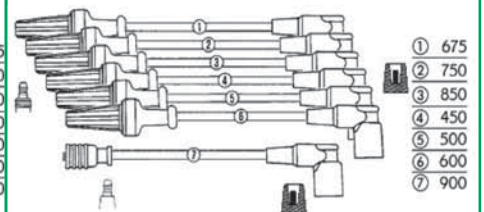
LA 21



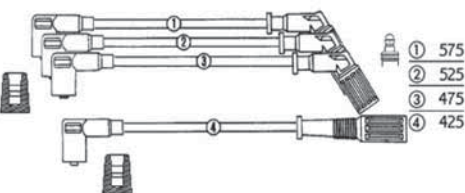
LA 25



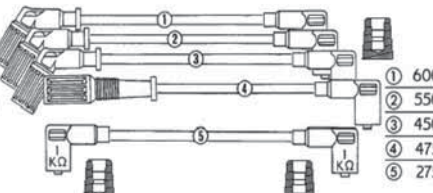
LA 26



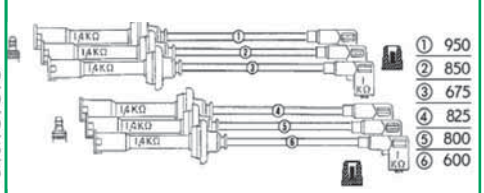
LA 29



LA 31

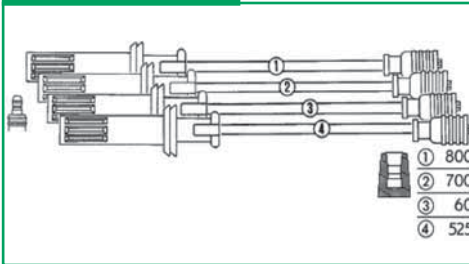


LA 34

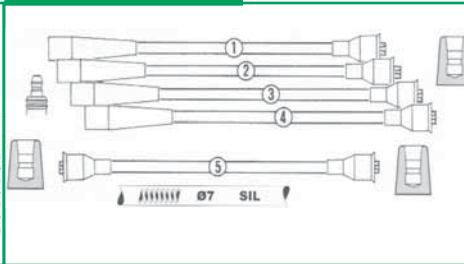


CAVI CANDELA / IGNITION CABLES

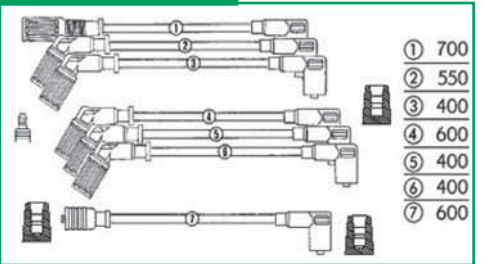
LA 43



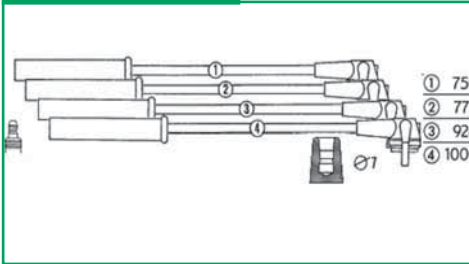
FR 01




FR 02



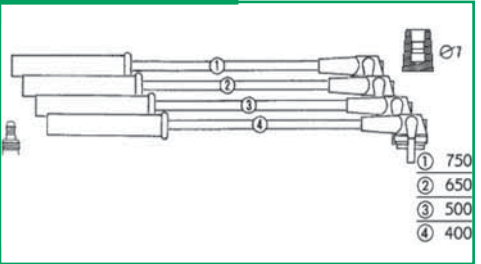
FR 03



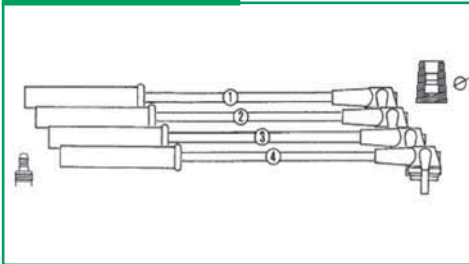
FR 04



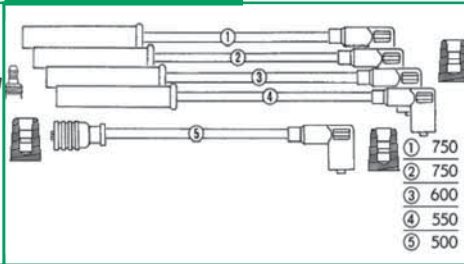
FR 05




FR 06



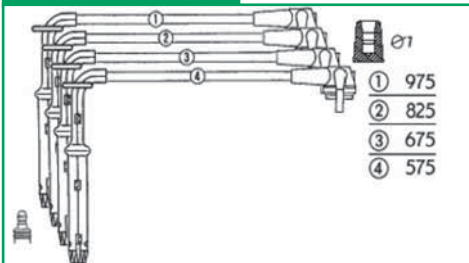
FR 07



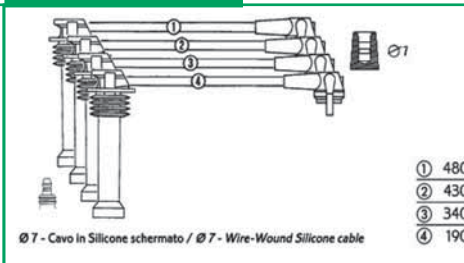
FR 08



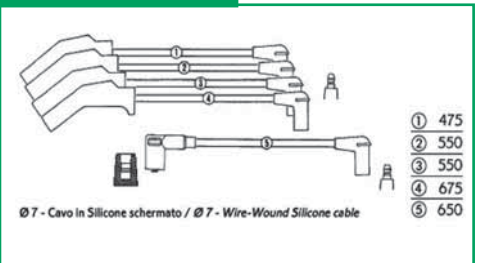
FR 11




FR 12



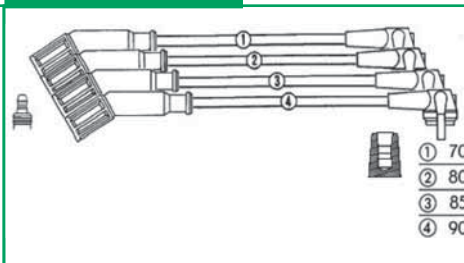
FR 18



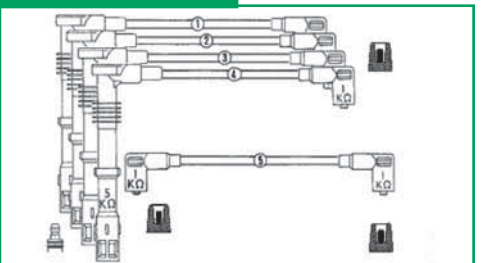
FR 21



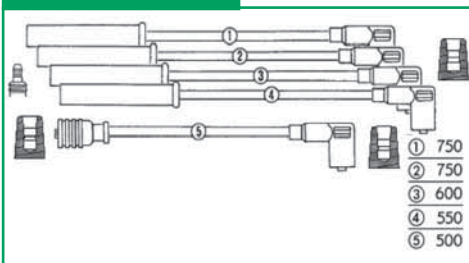
FR 22



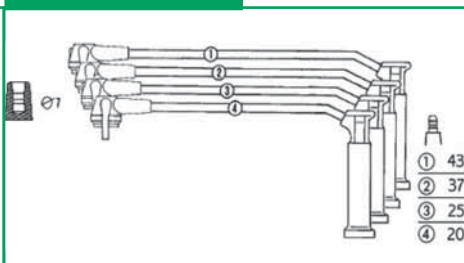
FR 23



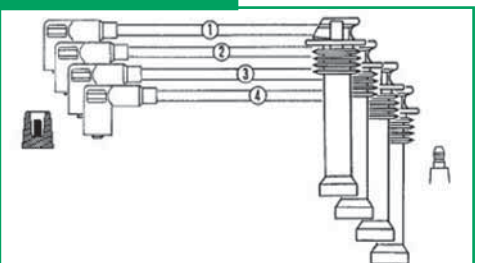
FR 24



FR 26

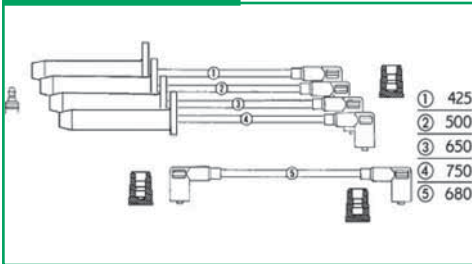


FR 28

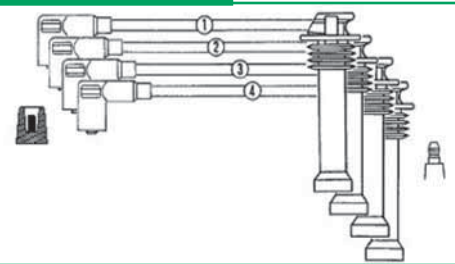


CAVI CANDELA / IGNITION CABLES

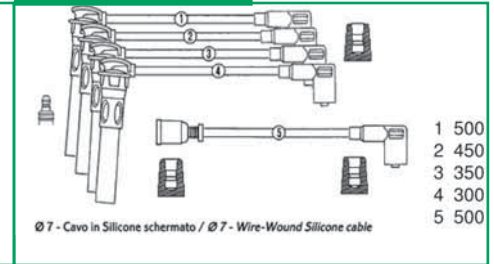
FR 33



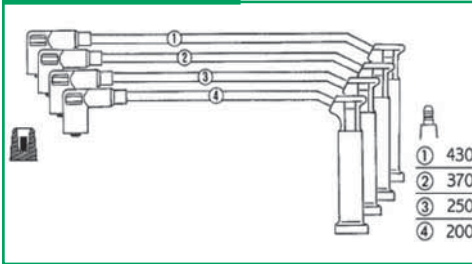
FR 27



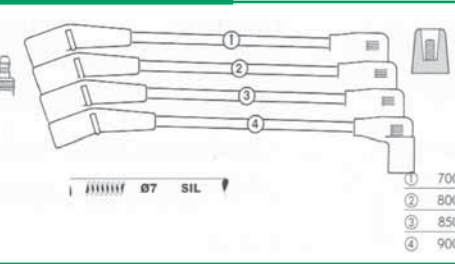
RV 32



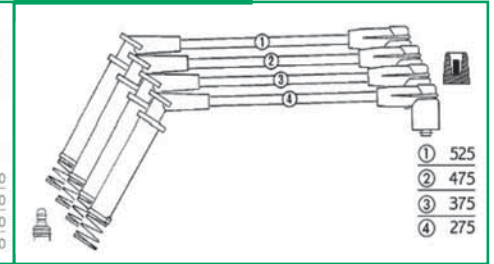
FR 34



FR 35



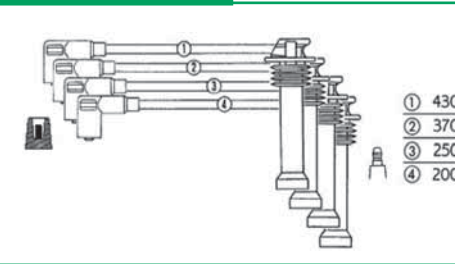
FR 36



FR 38



FR 39



FR 40



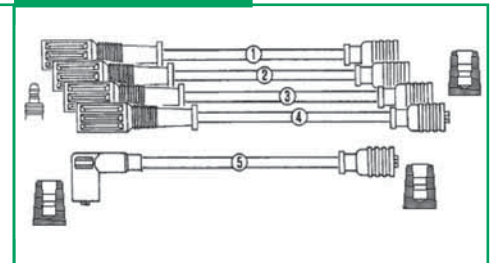
FR 41



FR 42



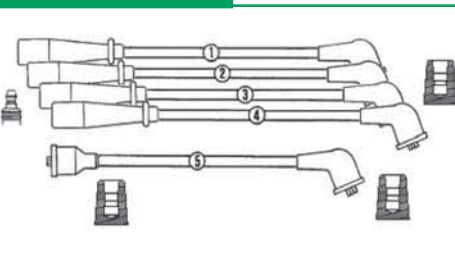
FR 43



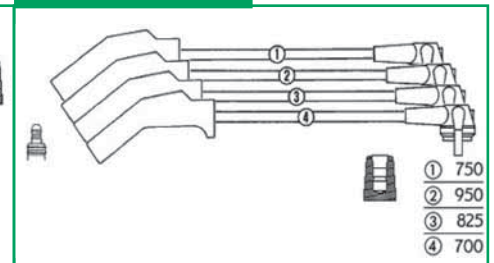
FR 44



FR 45



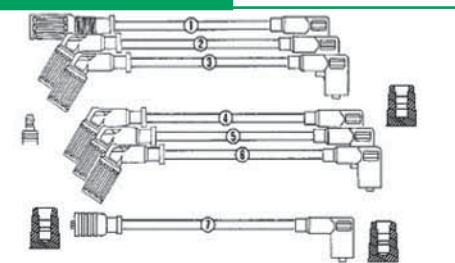
FR 46



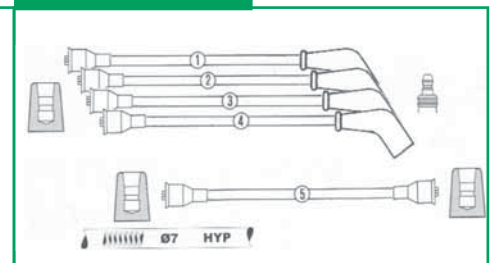
FR 47



FR 48

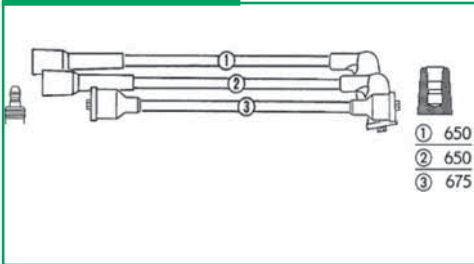


IN 01

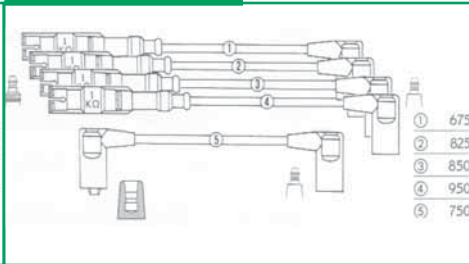


CAVI CANDELA / IGNITION CABLES

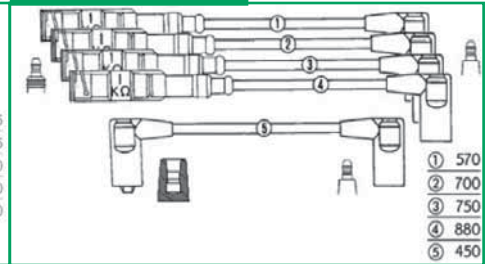
IN 03



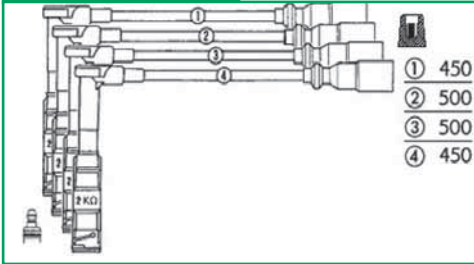
ME 00



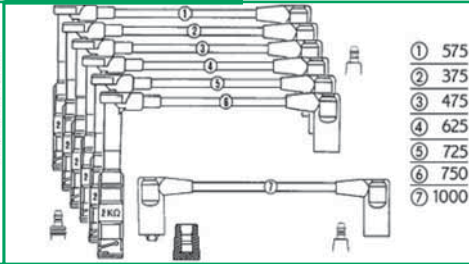
ME 01



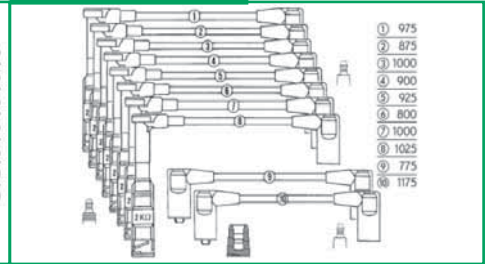
ME 04



ME 05



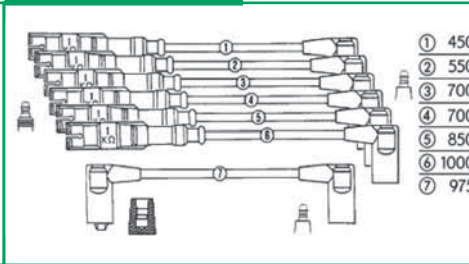
ME 06



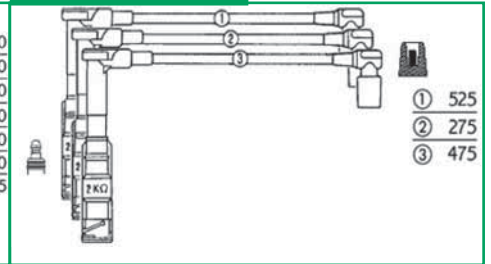
ME 07



ME 08



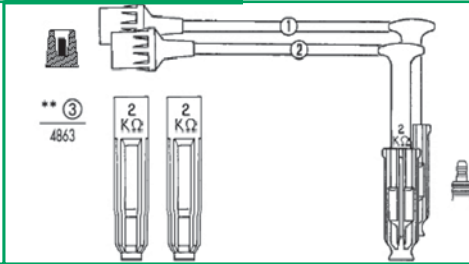
ME 09



ME 10



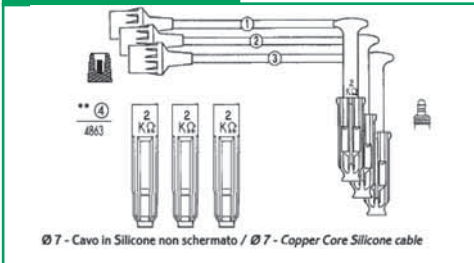
ME 11



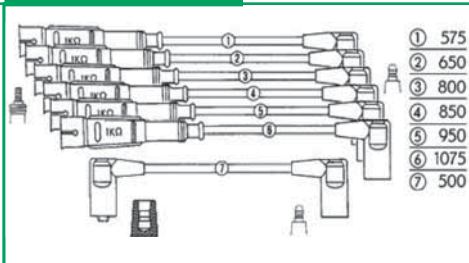
ME 12



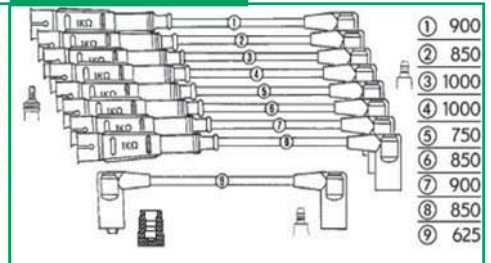
ME 13



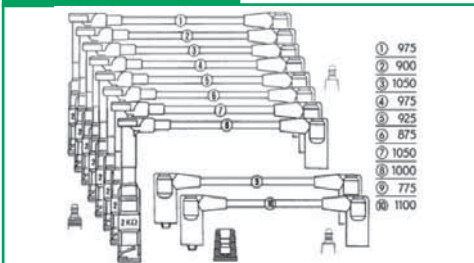
ME 14



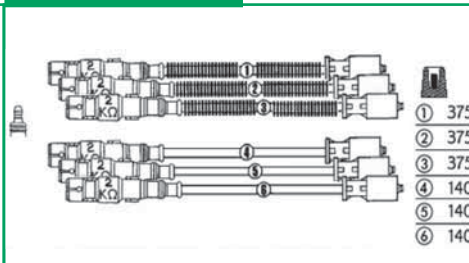
ME 16



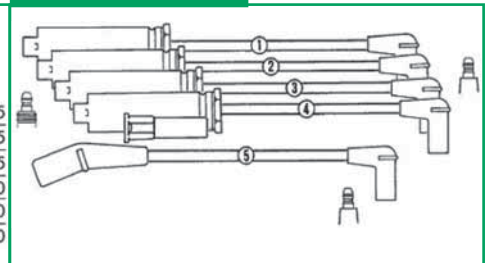
ME 18



ME 19

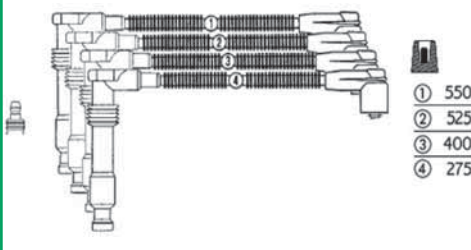


OP 01

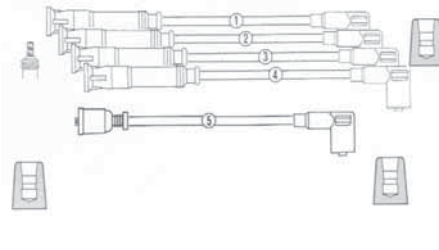


CAVI CANDELA / IGNITION CABLES

OP 02



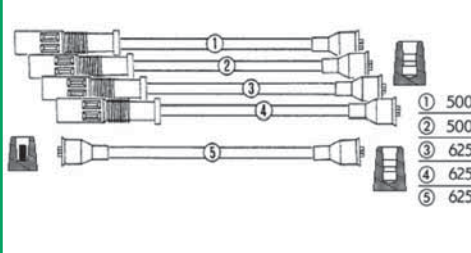
OP 04



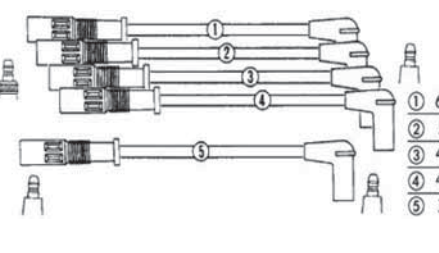
OP 05



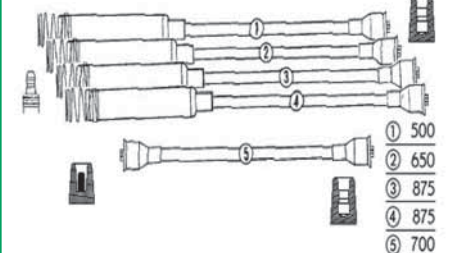
OP 08



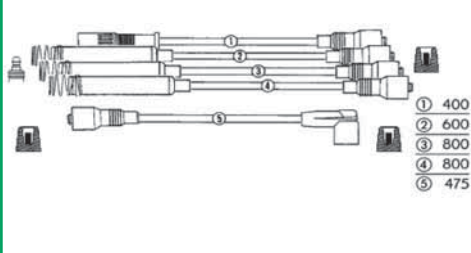
OP 09



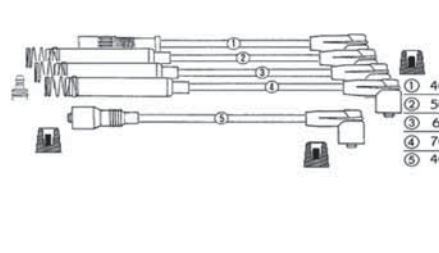
OP 10



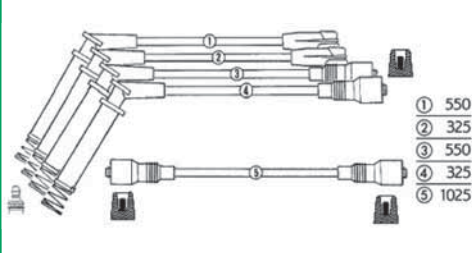
OP 11



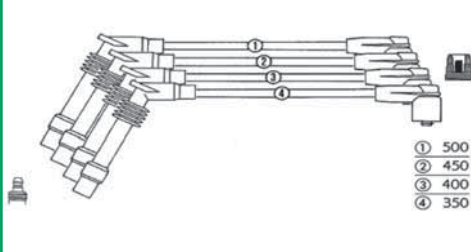
OP 12



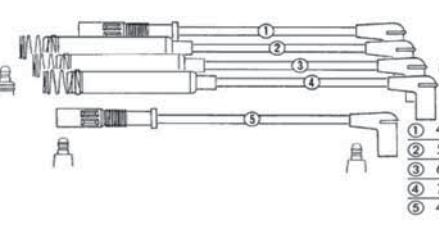
OP 13



OP 14



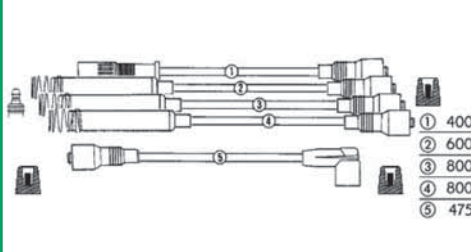
OP 15



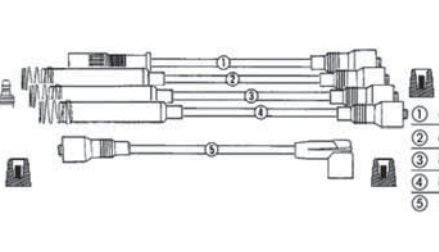
OP 16



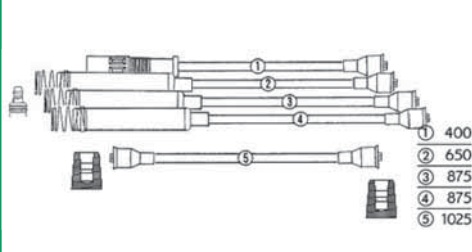
OP 17



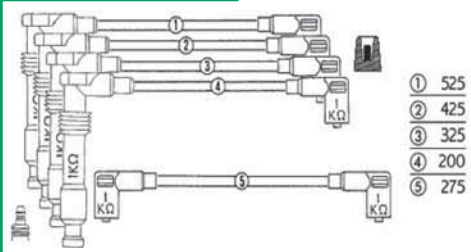
OP 18



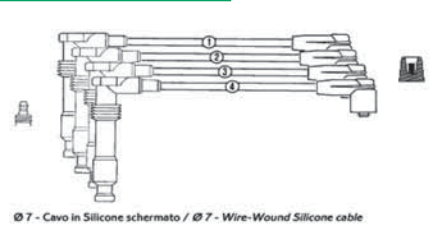
OP 20



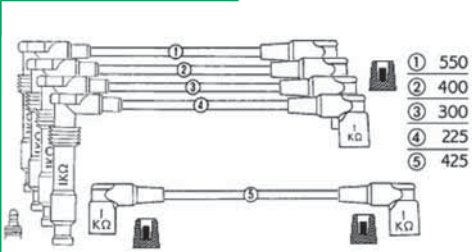
OP 21



OP 23

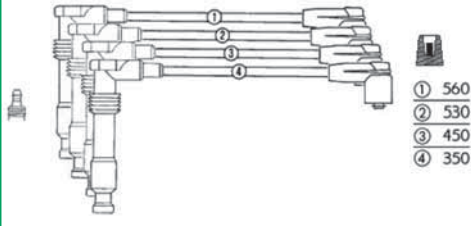


OP 24

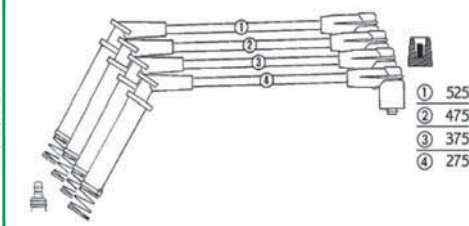


CAVI CANDELA / IGNITION CABLES

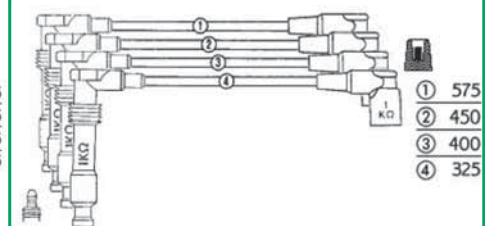
OP 25



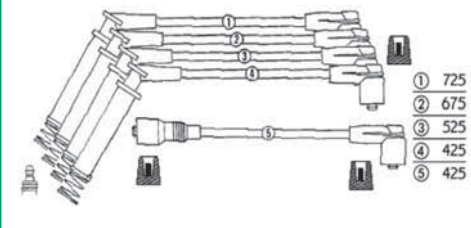
OP 28



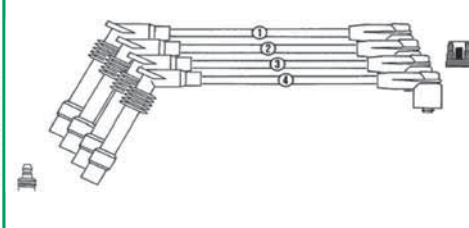
OP 29



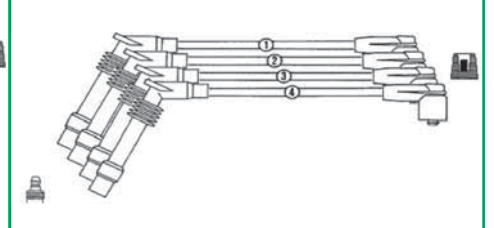
OP 30



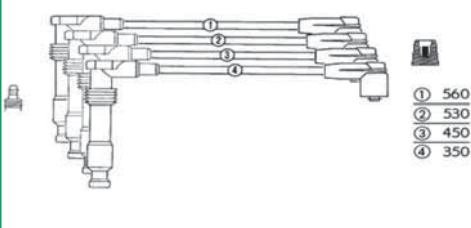
OP 33



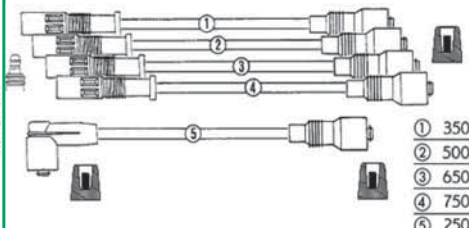
OP 34



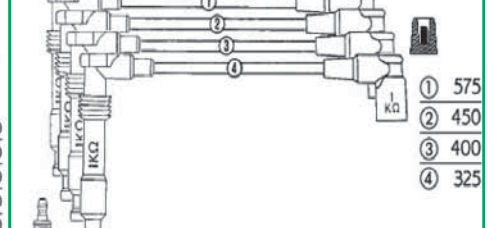
OP 35



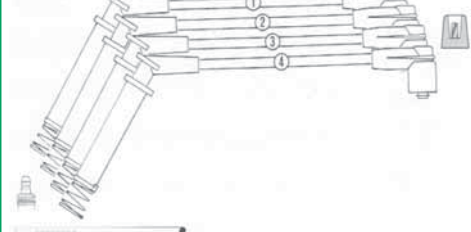
OP 36



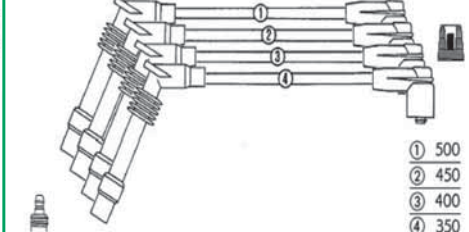
OP 37



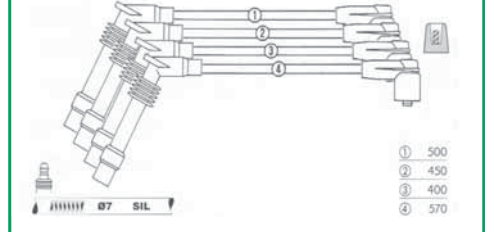
OP 38



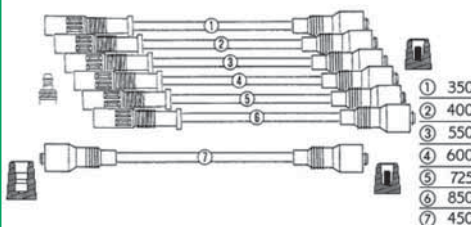
OP 43



OP 44



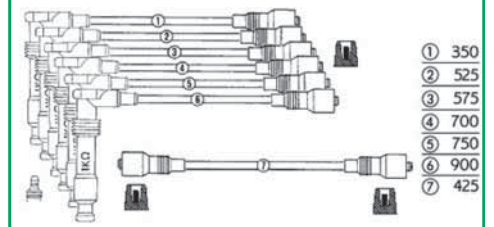
OP 45



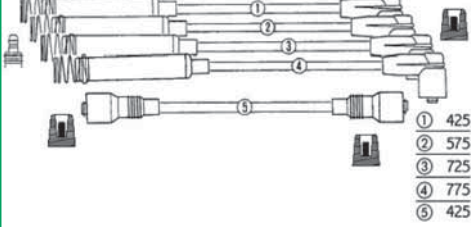
OP 46



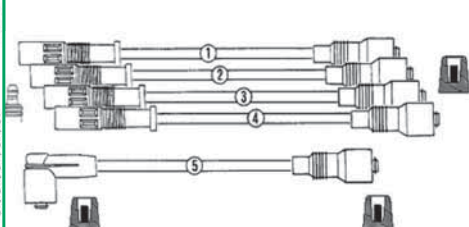
OP 47



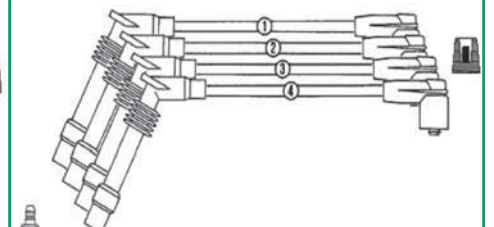
OP 52



OP 53



OP 54

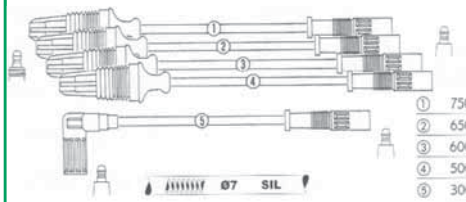


CAVI CANDELA / IGNITION CABLES

OP 55

ILLUSTRAZIONE NON
DISPONIBILE

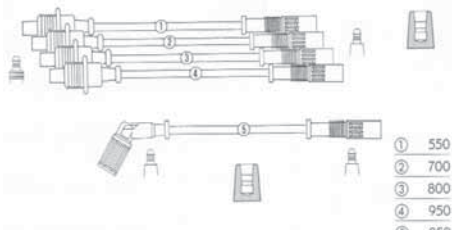
PE 03



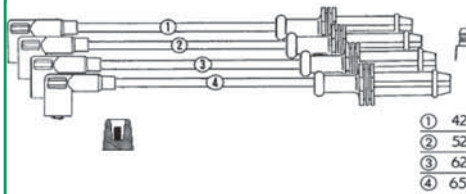
PE 12

ILLUSTRAZIONE NON
DISPONIBILE

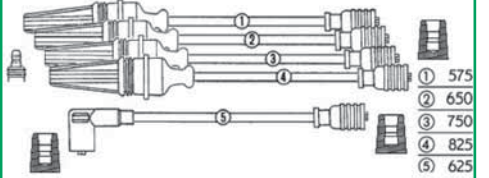
PE 16



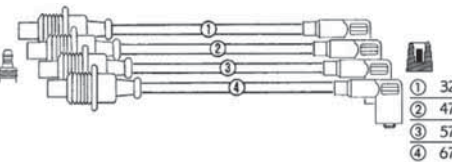
PE 20



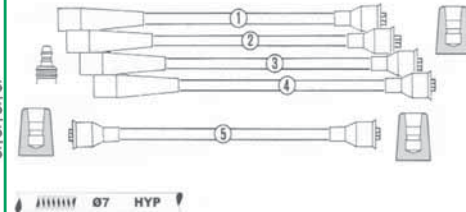
PE 21



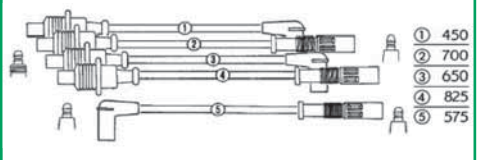
PE 27



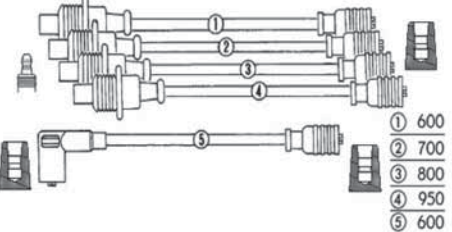
PE 29



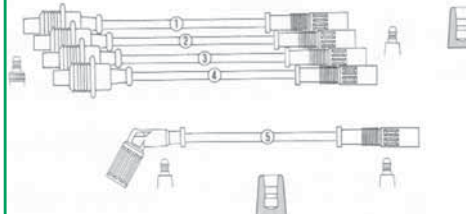
PE 39



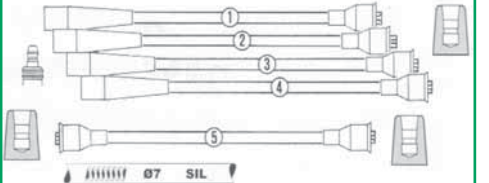
PE 40



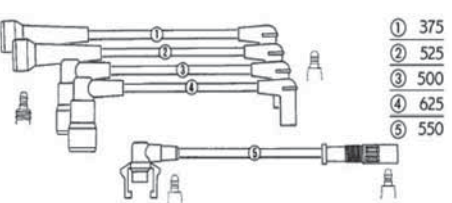
PE 42



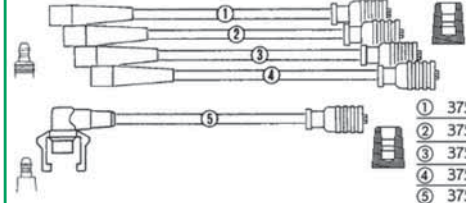
RE 01



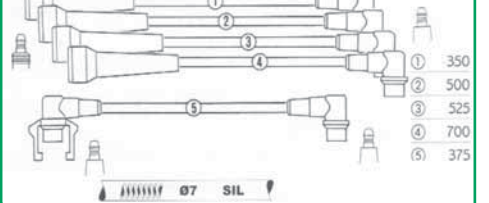
RE 02



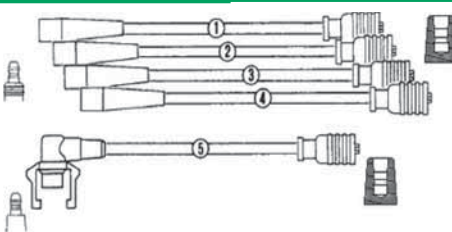
RE 03



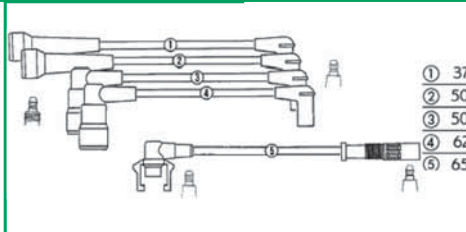
RE 04



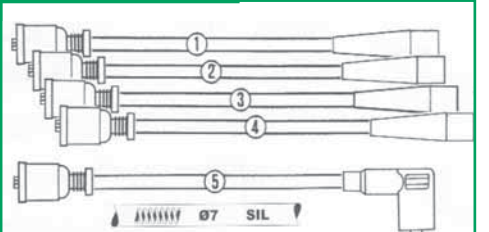
RE 05



RE 06

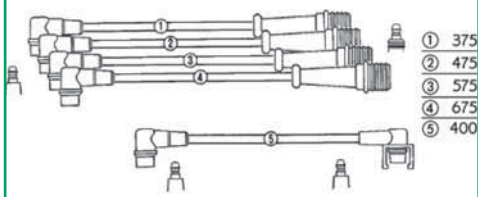


RE 07

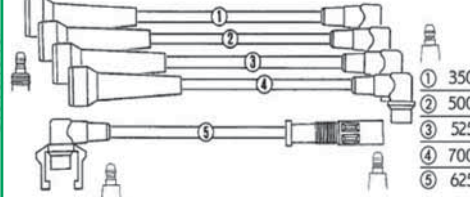


CAVI CANDELA / IGNITION CABLES

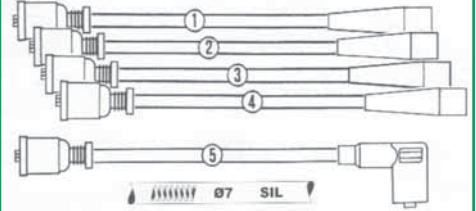
RE 08



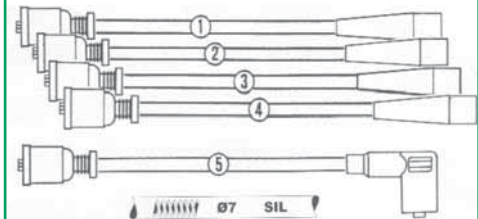
RE 15



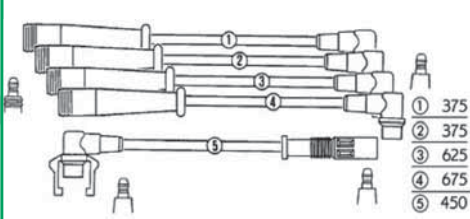
RE 16



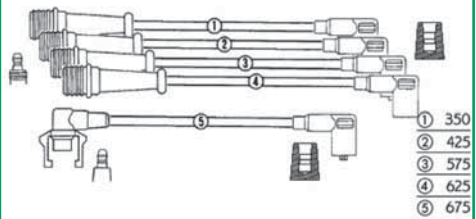
RE 21



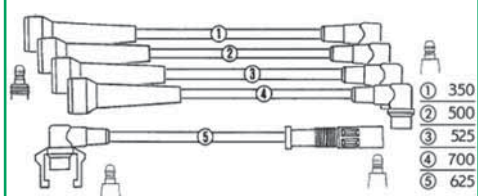
RE 22



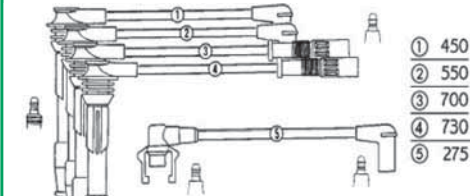
RE 24



RE 25



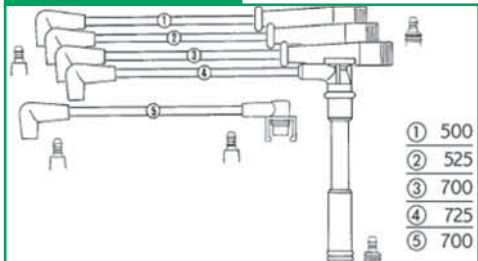
RE 28



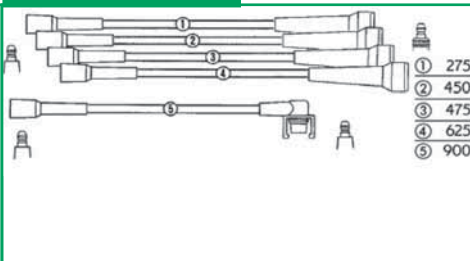
RE 29

ILLUSTRAZIONE NON DISPONIBILE

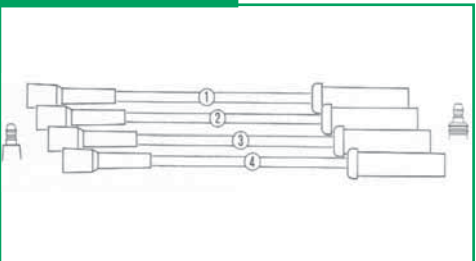
RE 30



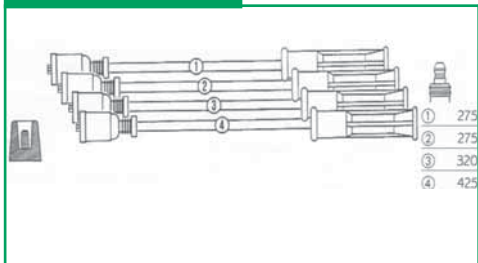
RE 31



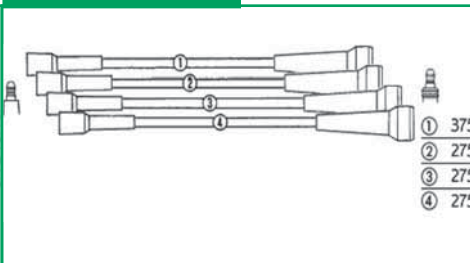
RE 32



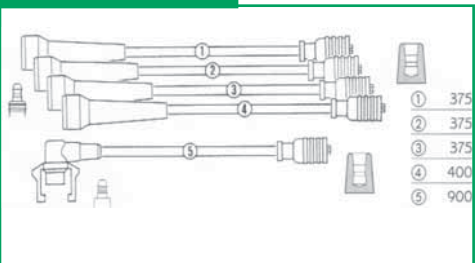
RE 33



RE 34



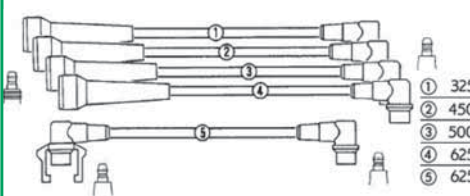
RE 35



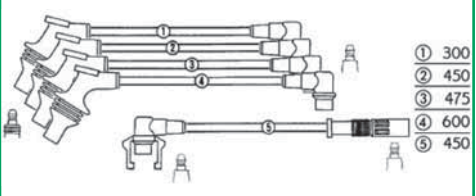
RE 36

ILLUSTRAZIONE NON DISPONIBILE

RE 37



RE 39

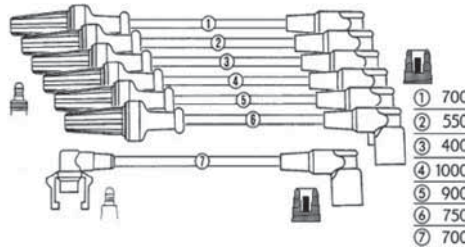


CAVI CANDELA / IGNITION CABLES

RE 40

ILLUSTRAZIONE NON DISPONIBILE

RE 41



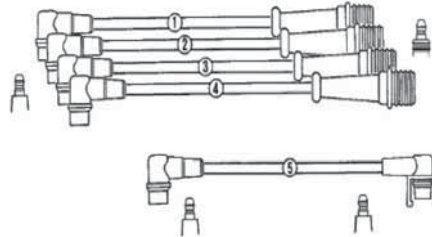
RE 51

ILLUSTRAZIONE NON DISPONIBILE

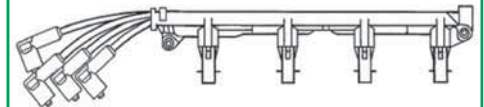
RE 52

ILLUSTRAZIONE NON DISPONIBILE

RE 53



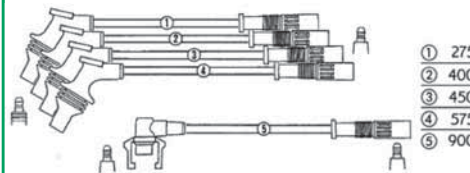
RE 54



RE 55

ILLUSTRAZIONE NON DISPONIBILE

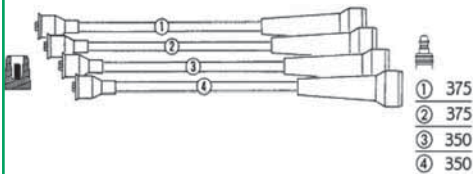
RE 56



RE 57

ILLUSTRAZIONE NON DISPONIBILE

RE 58



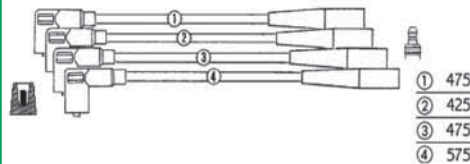
RE 60

ILLUSTRAZIONE NON DISPONIBILE

RE 61

ILLUSTRAZIONE NON DISPONIBILE

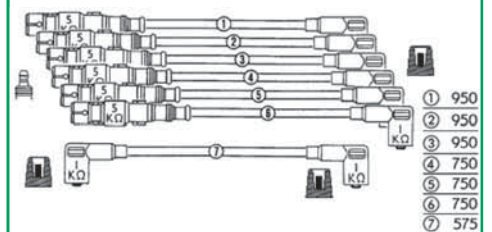
RE 69



VK 01

ILLUSTRAZIONE NON DISPONIBILE

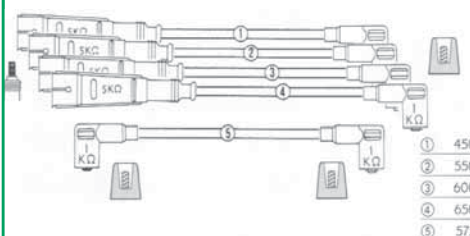
VK 02



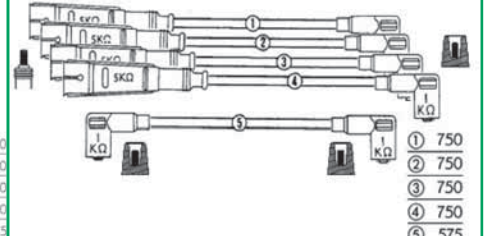
VK 06

ILLUSTRAZIONE NON DISPONIBILE

VK 08

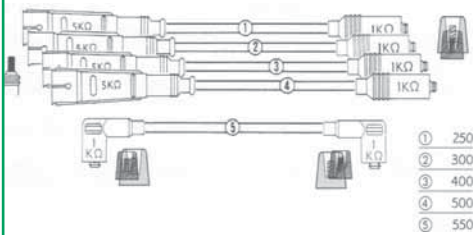


VK 09



CAVI CANDELA / IGNITION CABLES

VK 10



VK 11

ILLUSTRAZIONE NON DISPONIBILE

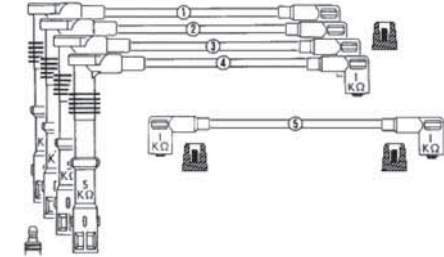
VK 12

ILLUSTRAZIONE NON DISPONIBILE

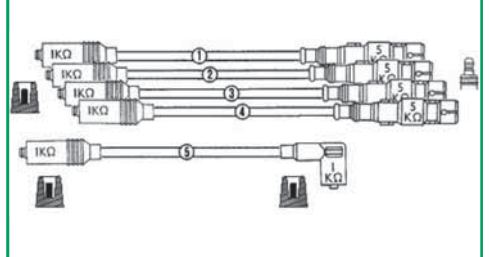
VK 13

ILLUSTRAZIONE NON DISPONIBILE

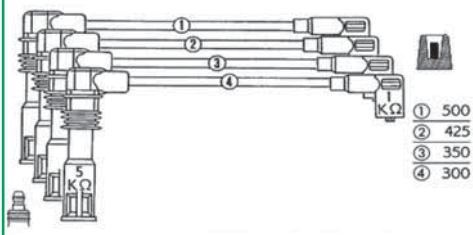
VK 14



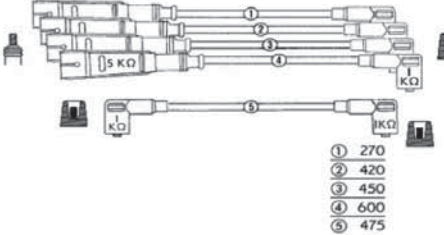
VK 15



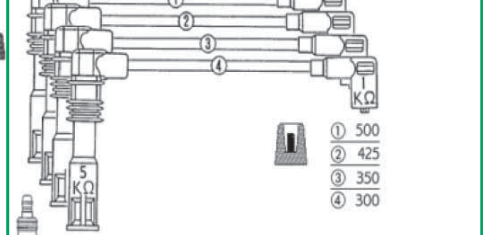
VK 16



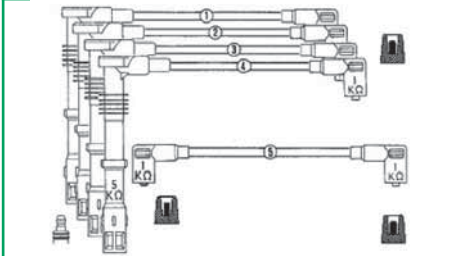
VK 17



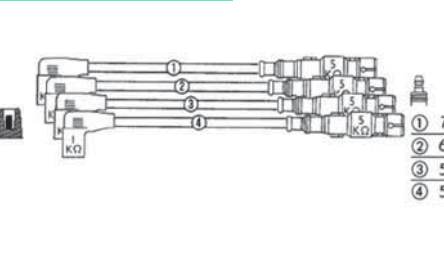
VK 18



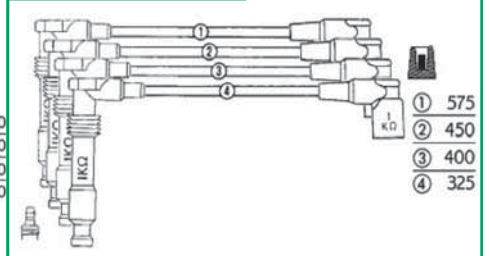
VK 19



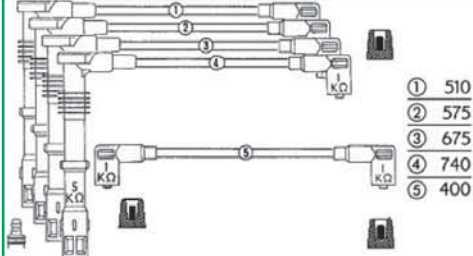
VK 20



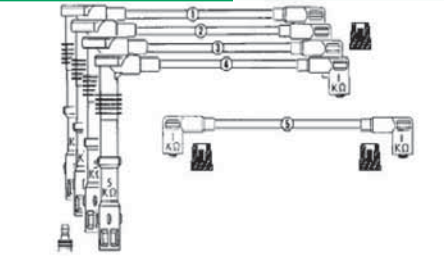
VK 21



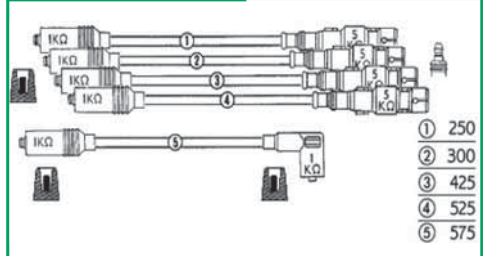
VK 22



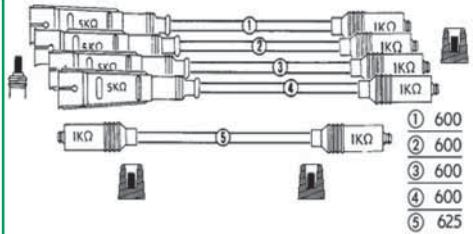
VK 23



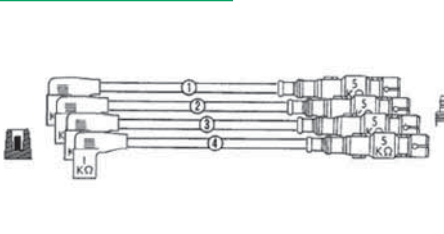
VK 24



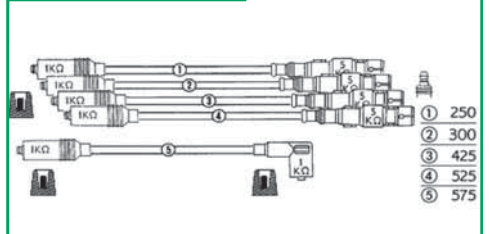
VK 25



VK 26

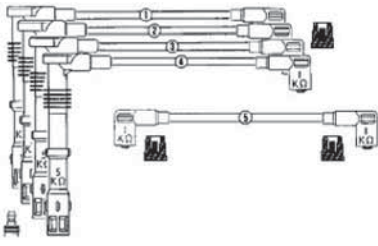


VK 28



CAVI CANDELA / IGNITION CABLES

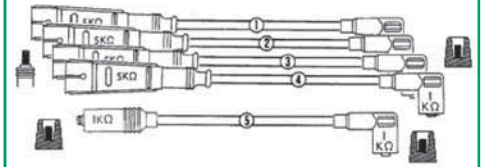
VK 31



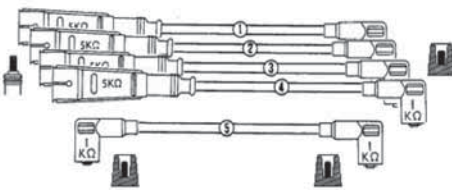
VK 32

ILLUSTRAZIONE NON DISPONIBILE

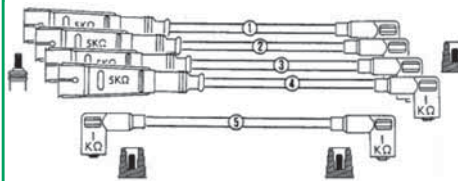
VK 36



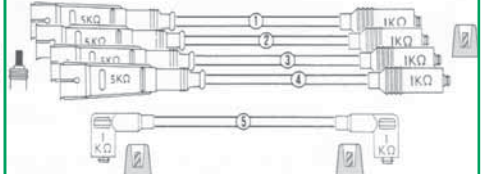
VK 37



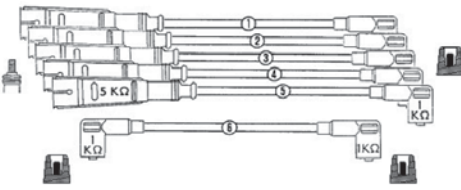
VK 38



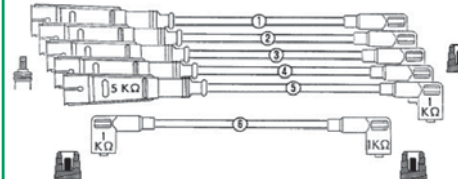
VK 39



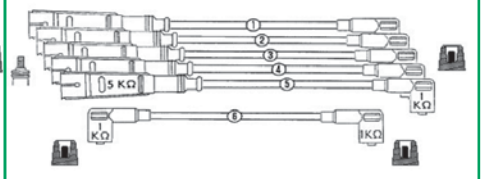
VK 41



VK 42



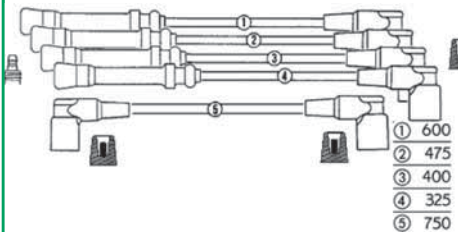
VK 43



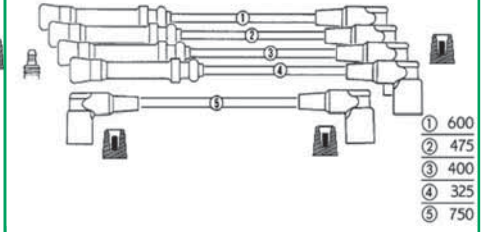
VK 44

ILLUSTRAZIONE NON DISPONIBILE

VL 01



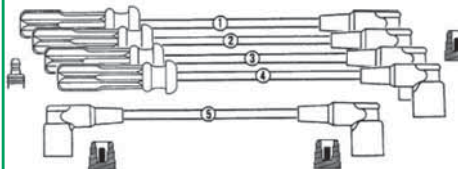
VL 03



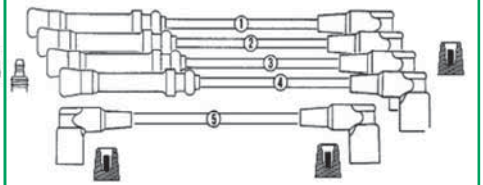
VL 04

ILLUSTRAZIONE NON DISPONIBILE

VL 05



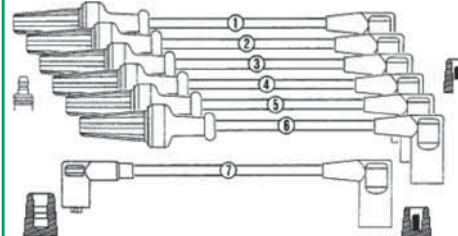
VL 09



VL 10

ILLUSTRAZIONE NON DISPONIBILE

VL 11

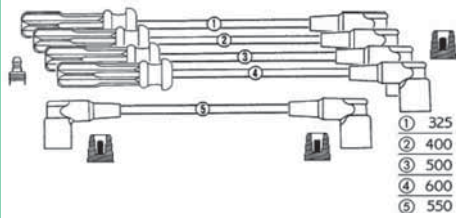


VL 12

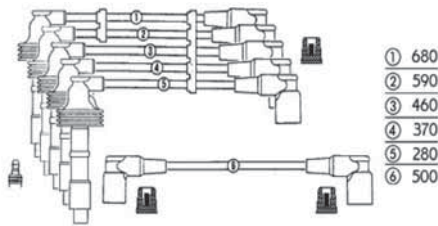
ILLUSTRAZIONE NON DISPONIBILE

CAVI CANDELA / IGNITION CABLES

VL 16



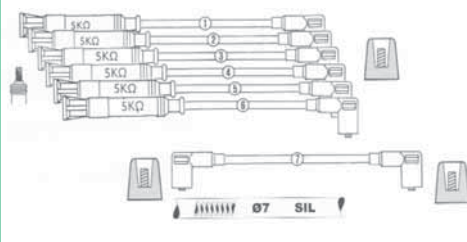
VL 26



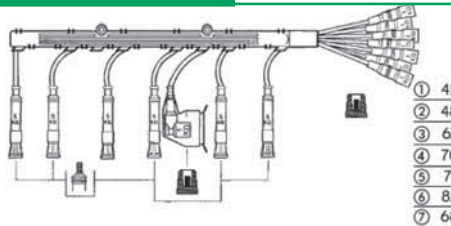
VL 28

ILLUSTRAZIONE NON DISPONIBILE

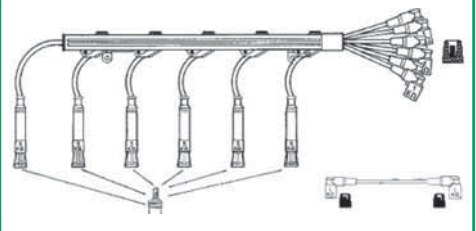
BW 08



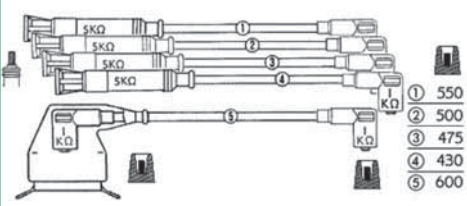
BW 10



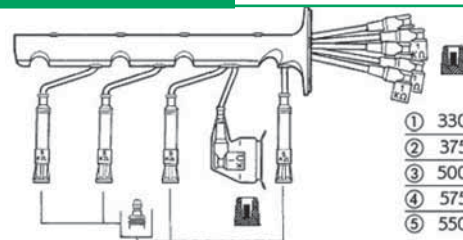
BW 11



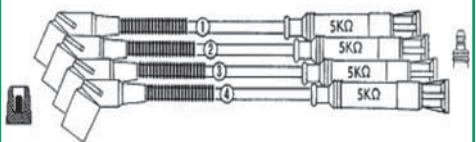
BW 12



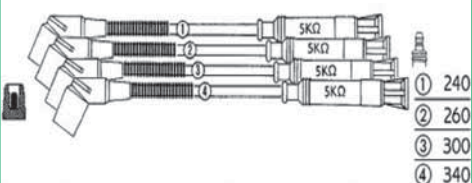
BW 13



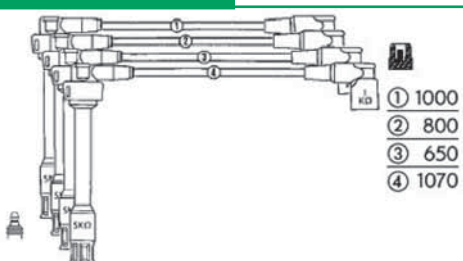
BW 14



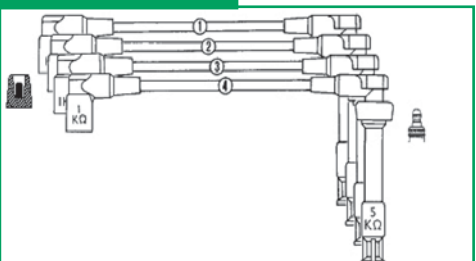
BW 17



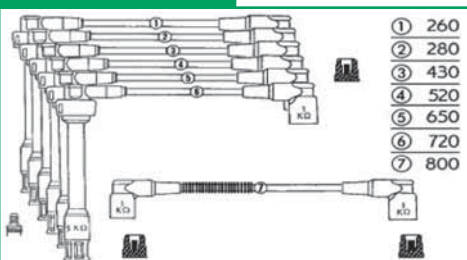
BW 18



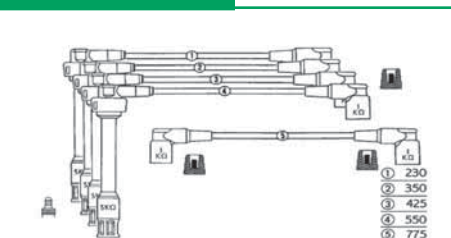
BW 20



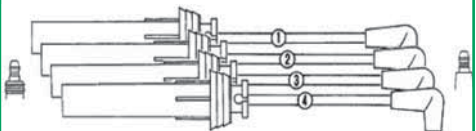
BW 21



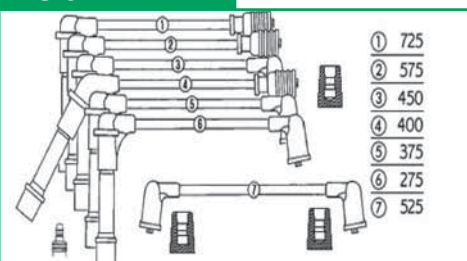
BW 22



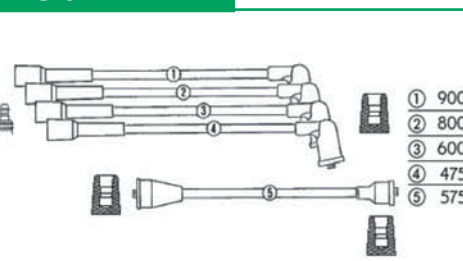
MN 25



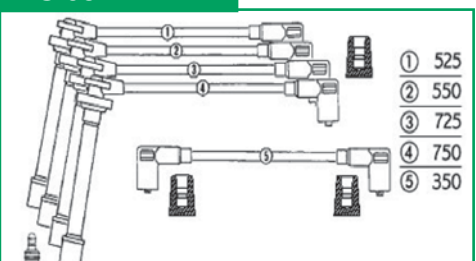
NS 01



NS 02

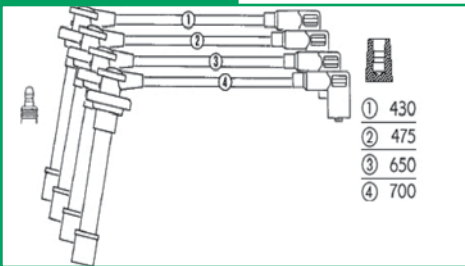


NS 03

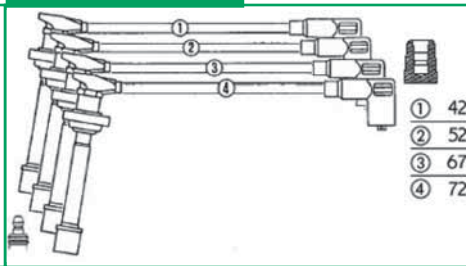


CAVI CANDELA / IGNITION CABLES

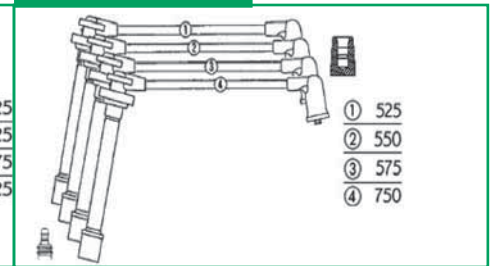
NS 04



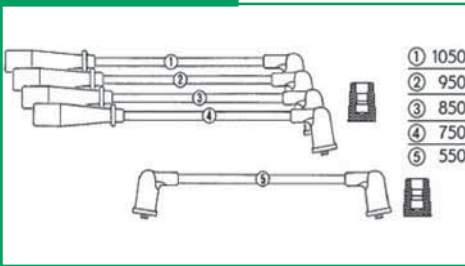
NS 05



NS 06



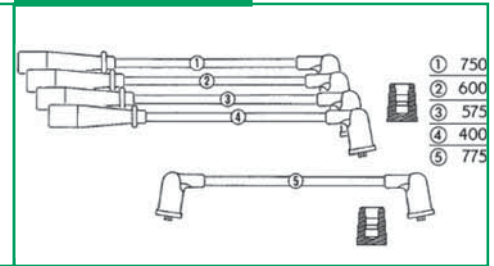
NS 08



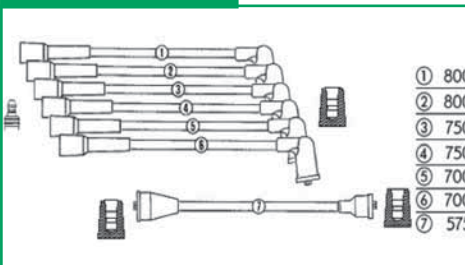
NS 09



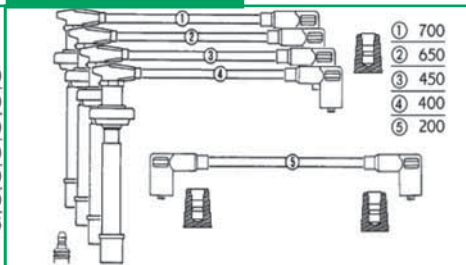
NS 10



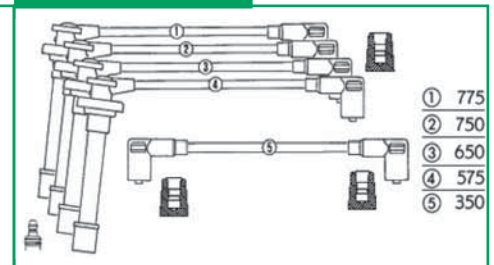
NS 11



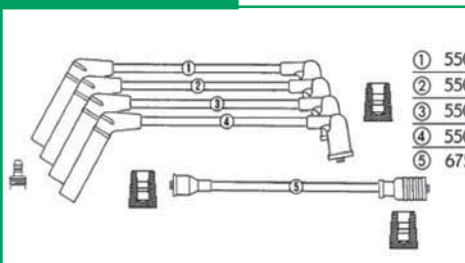
NS 12



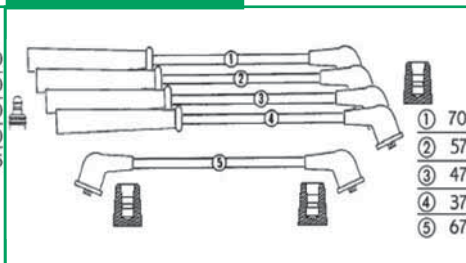
NS 13




NS 14



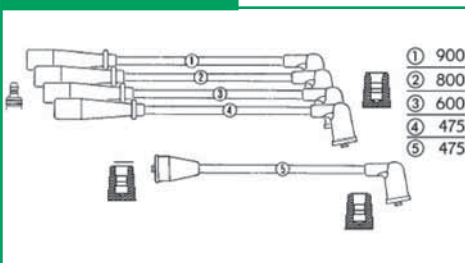
NS 15



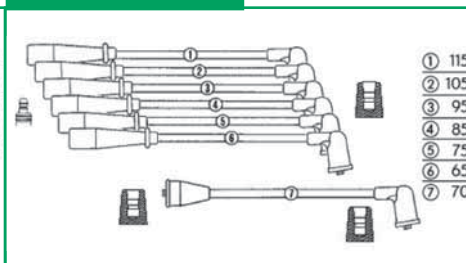
NS 16



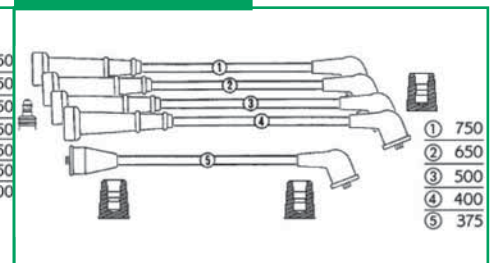
NS 17



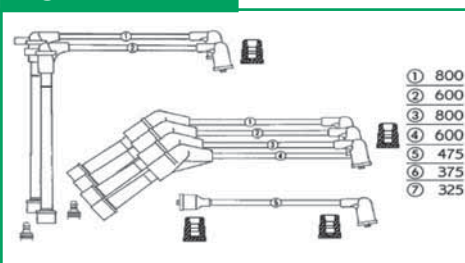
NS 18



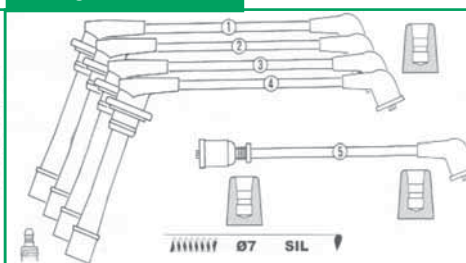
NS 19



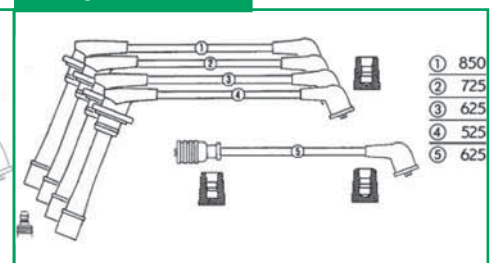
NS 21



DA 01

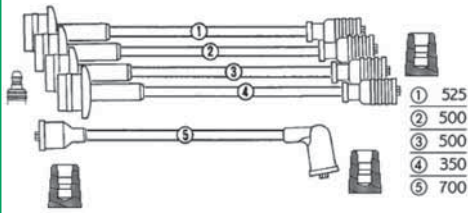


DA 02

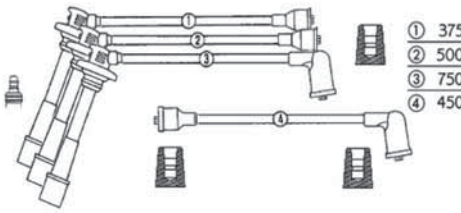


CAVI CANDELA / IGNITION CABLES

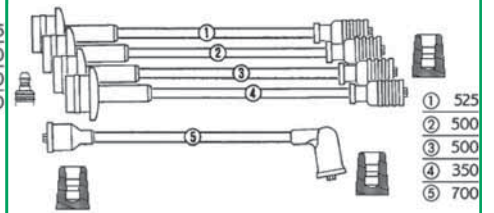
DA 04



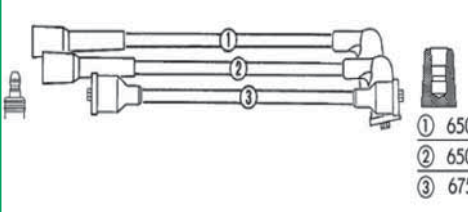
DA 05



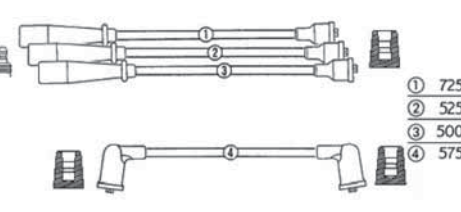
DA 06



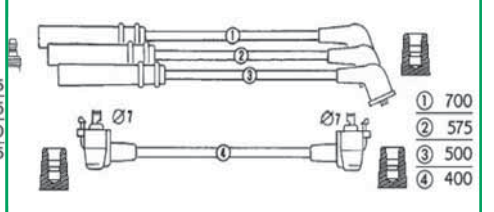
DA 07



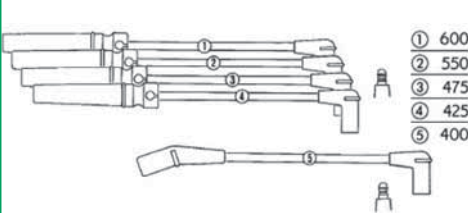
DA 10



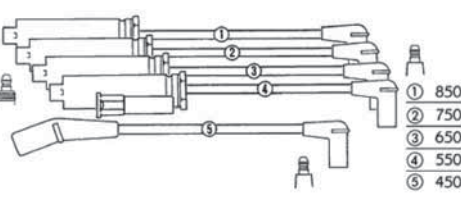
DA 11



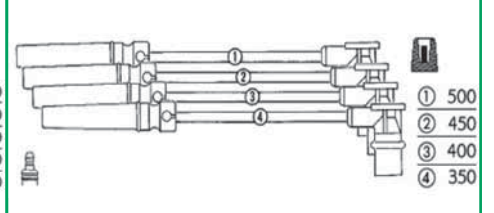
DW 01



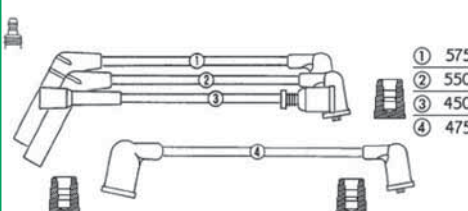
DW 02



DW 03



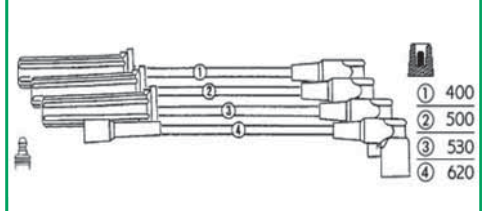
DW 04



DW 05



DW 06



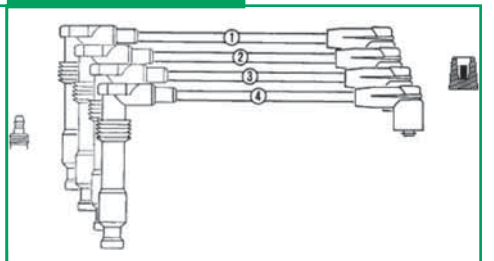
DW 08



DW 09



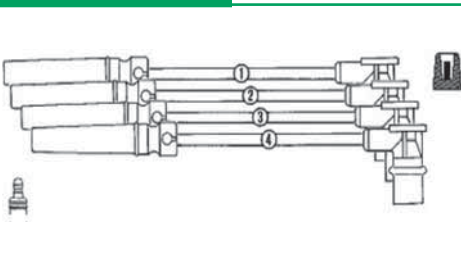
DW 10



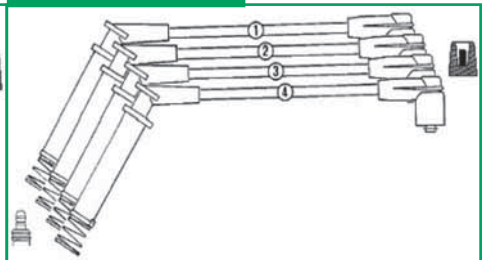
DW 11



DW 12

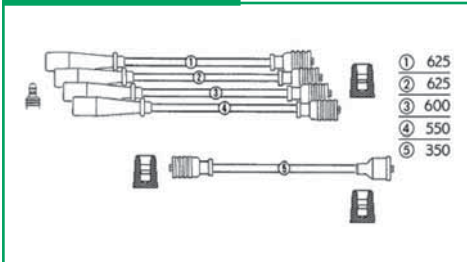


DW 13

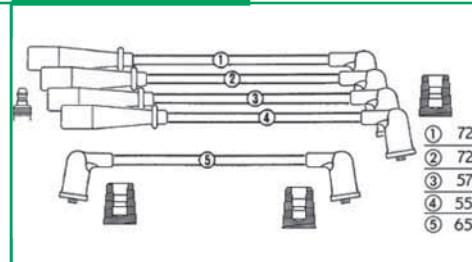


CAVI CANDELA / IGNITION CABLES

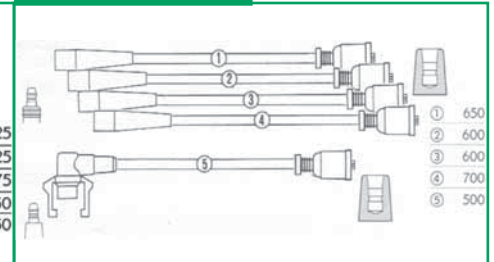
SU 01



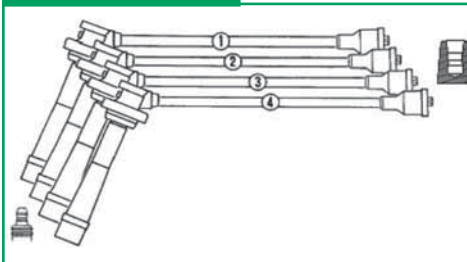
SU 02



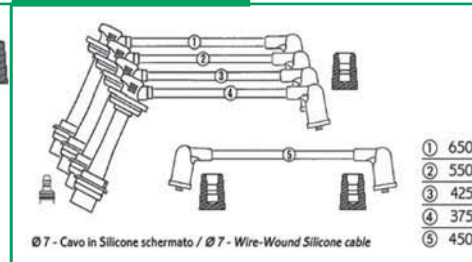
SU 03



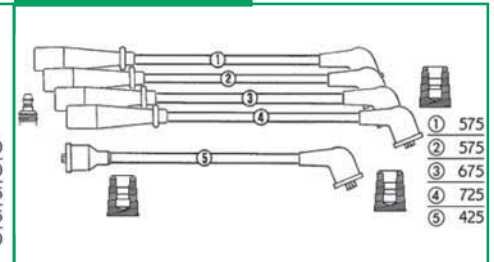
SU 04



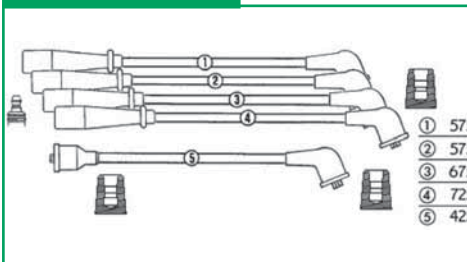
SU 06



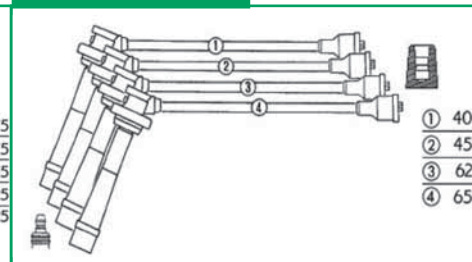
SU 07



SU 08



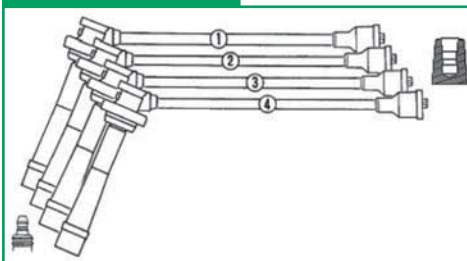
SU 09



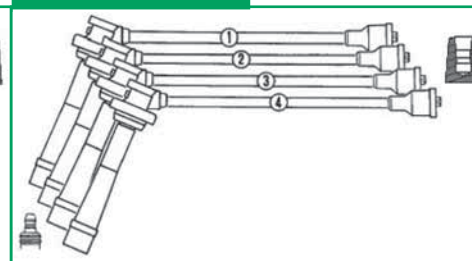
SU 10



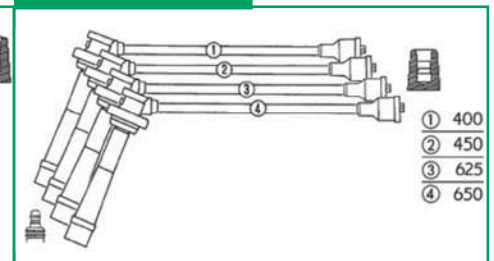
SU 11



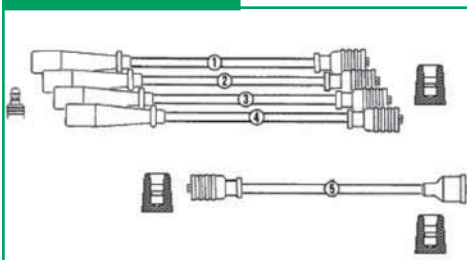
SU 12



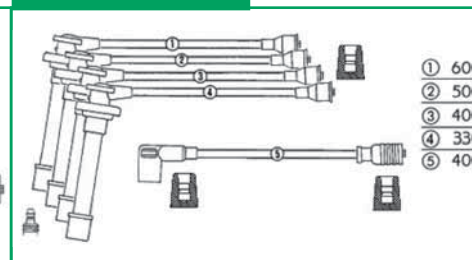
SU 17



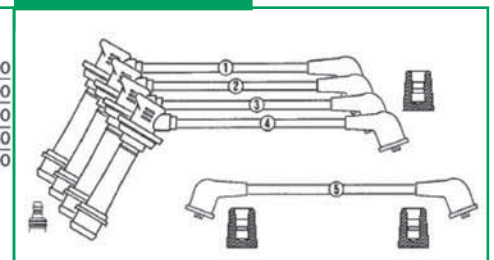
SU 19



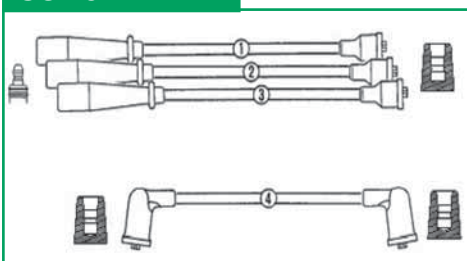
SU 21



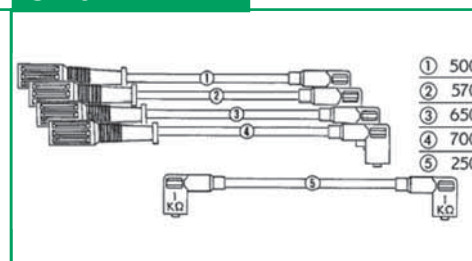
SU 22



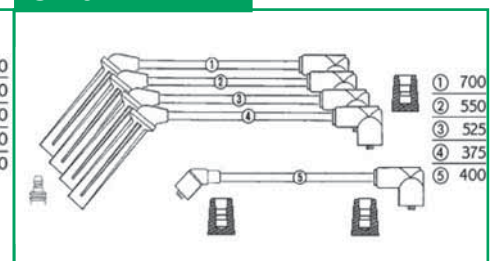
SU 23



SK 02

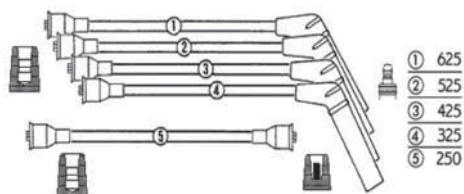


SA 02



CAVI CANDELA / IGNITION CABLES

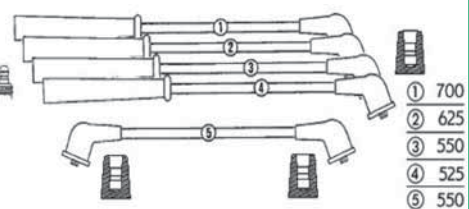
SA 04



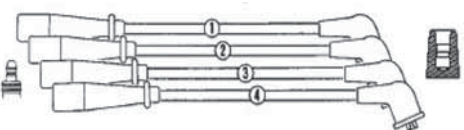
SA 05

ILLUSTRAZIONE NON DISPONIBILE

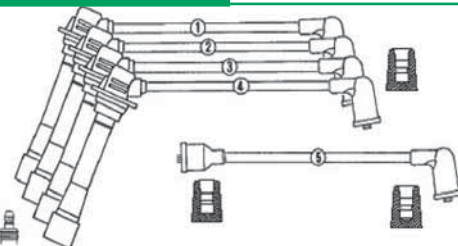
MZ 01



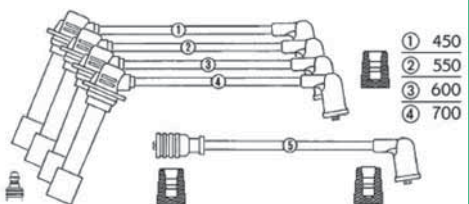
MZ 02



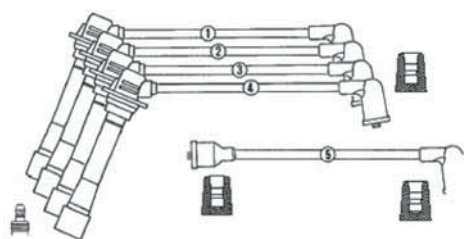
MZ 03



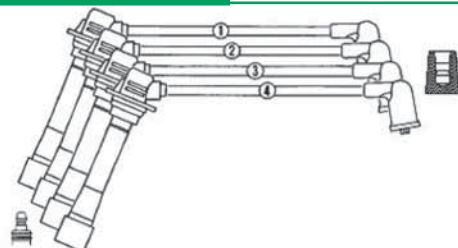
MZ 04



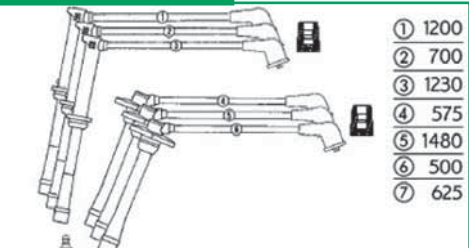
MZ 05



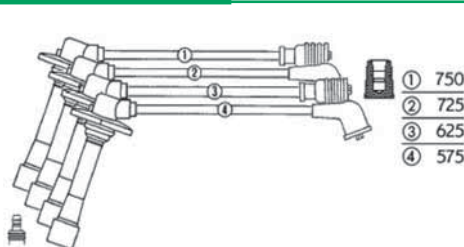
MZ 06



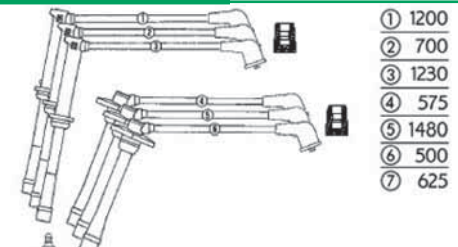
MZ 07



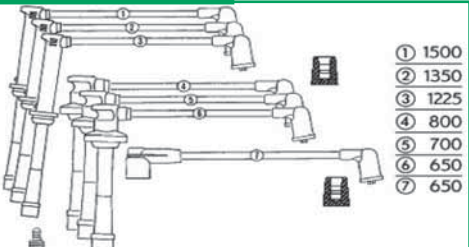
MZ 08



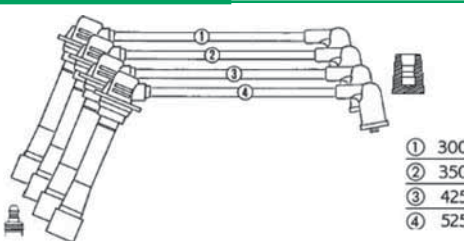
MZ 09



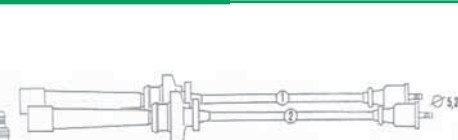
MZ 10



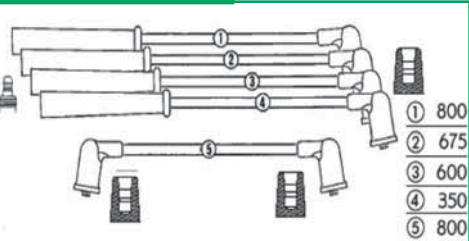
MZ 11



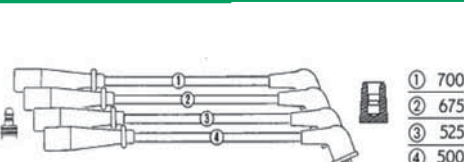
MZ 14



MZ 15



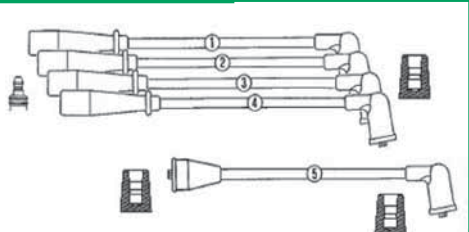
MZ 17



MZ 18

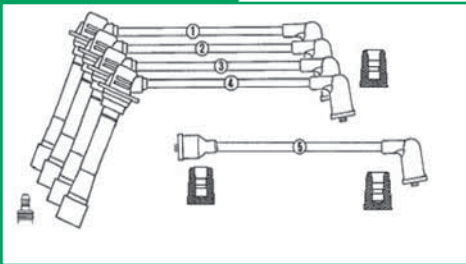
ILLUSTRAZIONE NON DISPONIBILE

MZ 19

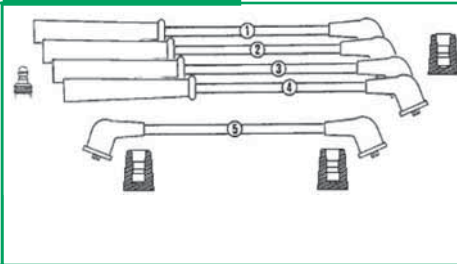


CAVI CANDELA / IGNITION CABLES

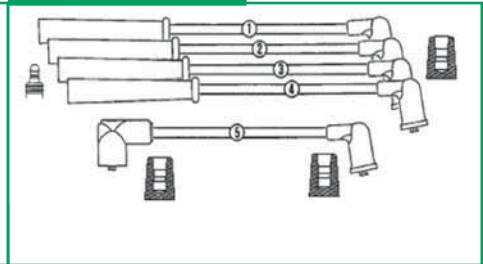
MZ 20



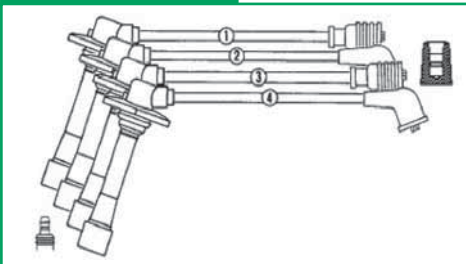
MZ 21



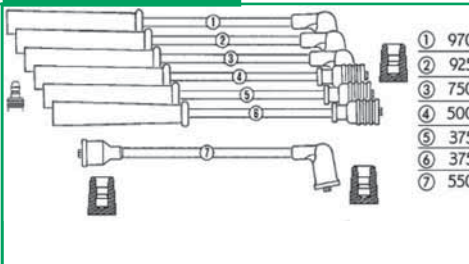
MZ 23



MZ 26



MZ 31



MZ 32



PG 01



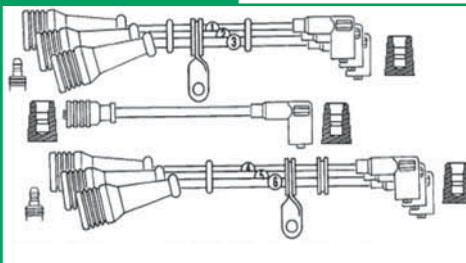
PG 02



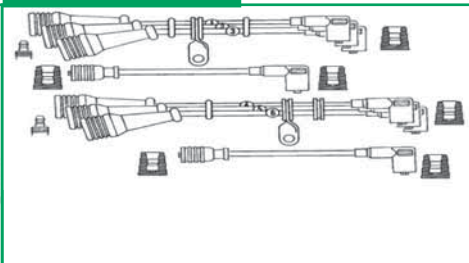
PG 03



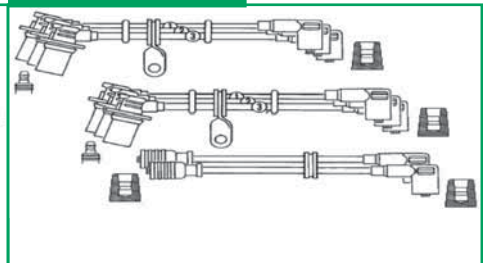
MA 00



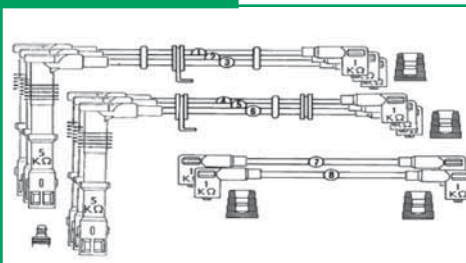
MA 01



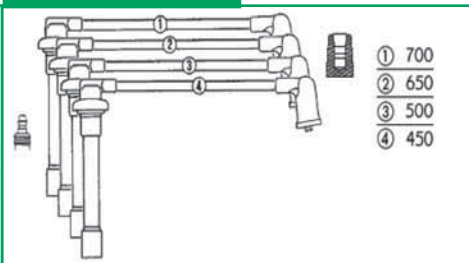
MA 02



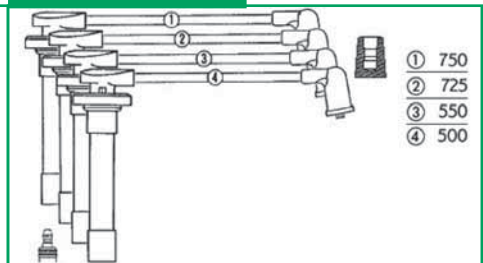
MA 03



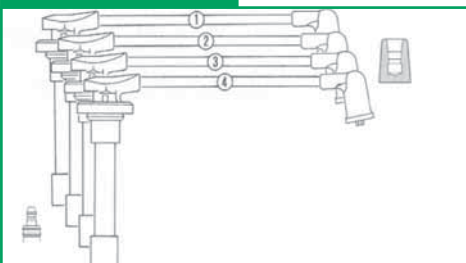
HO 02



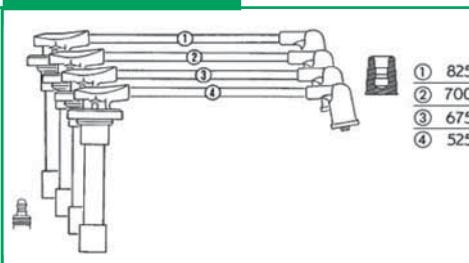
HO 03



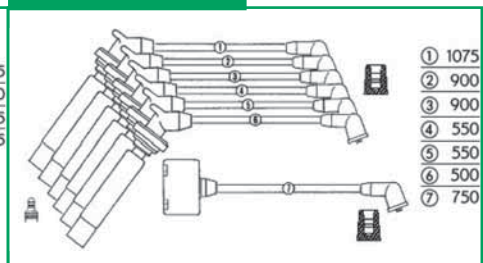
HO 04



HO 06

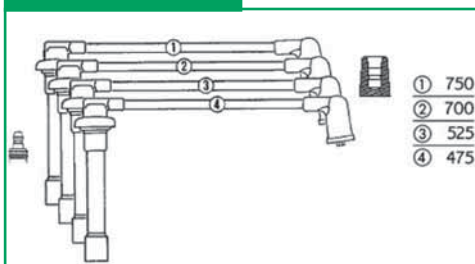


HO 07

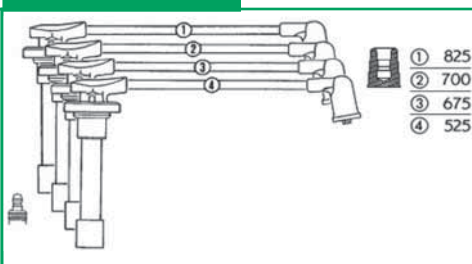


CAVI CANDELA / IGNITION CABLES

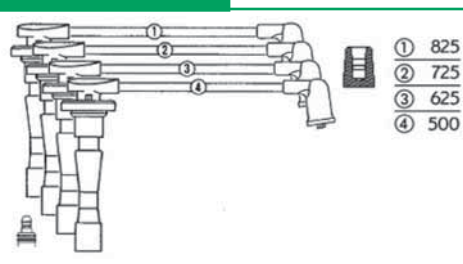
HO 08



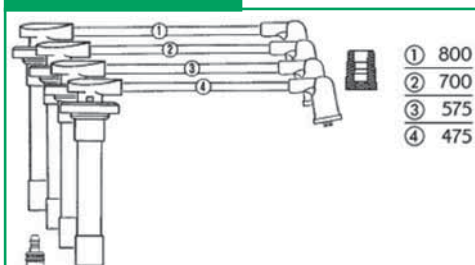
HO 09



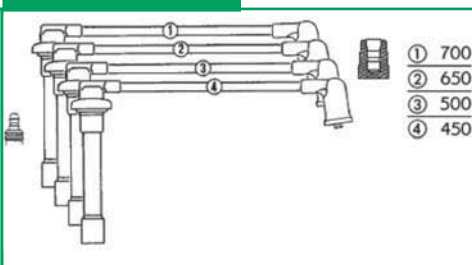
HO 10



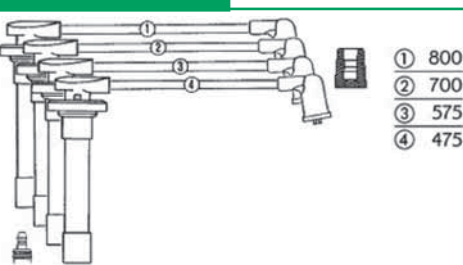
HO 11



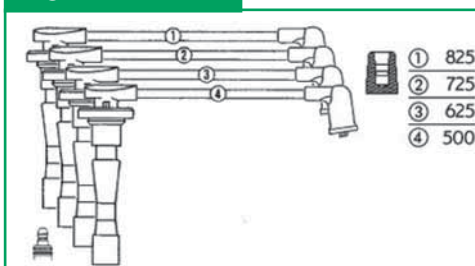
HO 12



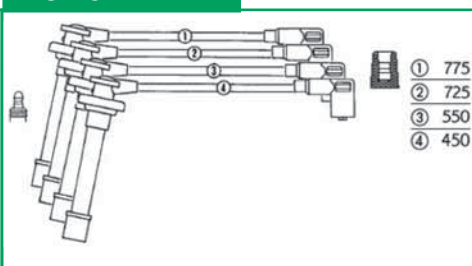
HO 13



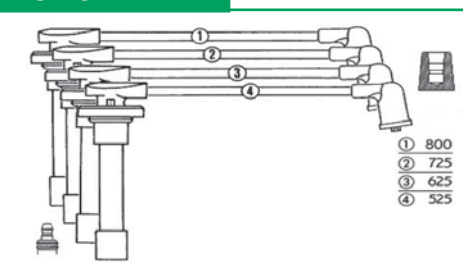
HO 14



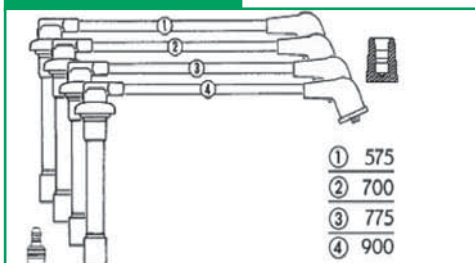
HO 15



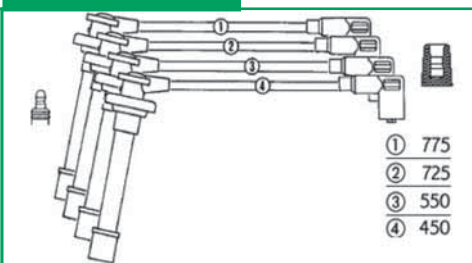
HO 16



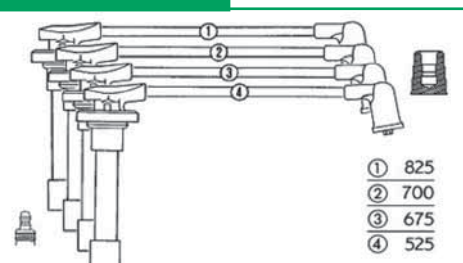
HO 18



HO 19



HO 20



HO 21

ILLUSTRAZIONE NON DISPONIBILE

JA 01

ILLUSTRAZIONE NON DISPONIBILE

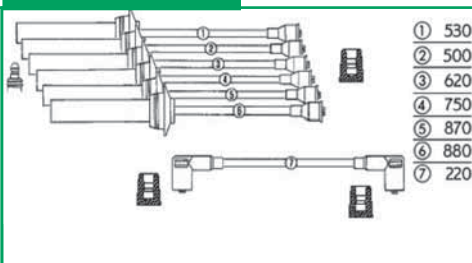
JA 02

ILLUSTRAZIONE NON DISPONIBILE

JA 03

ILLUSTRAZIONE NON DISPONIBILE

JA 04



JA 05

ILLUSTRAZIONE NON DISPONIBILE

CAVI CANDELA / IGNITION CABLES

JA 06

ILLUSTRAZIONE NON
DISPONIBILE

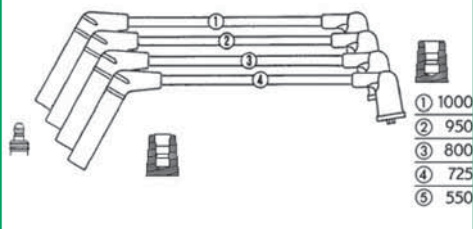
JA 07

ILLUSTRAZIONE NON
DISPONIBILE

JA 08

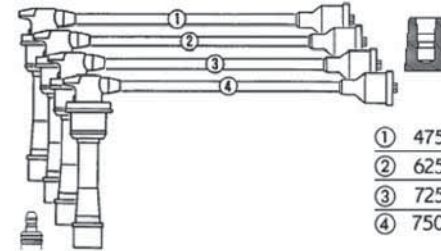
ILLUSTRAZIONE NON
DISPONIBILE

HU 01



- ① 1000
- ② 950
- ③ 800
- ④ 725
- ⑤ 550

HU 02

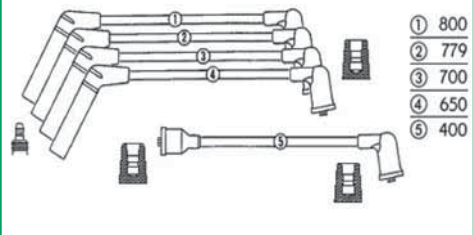


- ① 475
- ② 625
- ③ 725
- ④ 750

HU 03

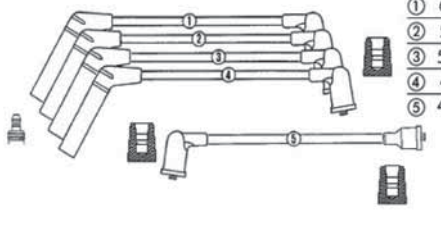
ILLUSTRAZIONE NON
DISPONIBILE

HU 04



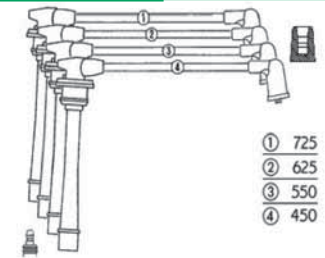
- ① 800
- ② 779
- ③ 700
- ④ 650
- ⑤ 400

HU 06



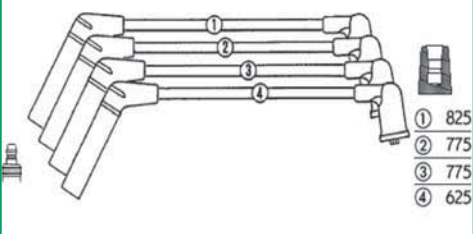
- ① 675
- ② 575
- ③ 500
- ④ 425
- ⑤ 400

HU 07



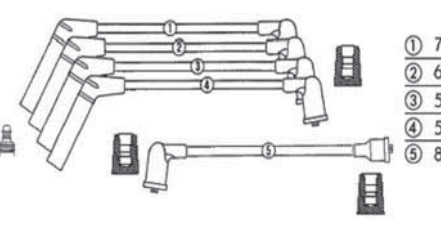
- ① 725
- ② 625
- ③ 550
- ④ 450

HU 10



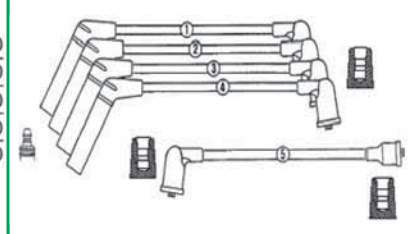
- ① 825
- ② 775
- ③ 775
- ④ 625

HU 11



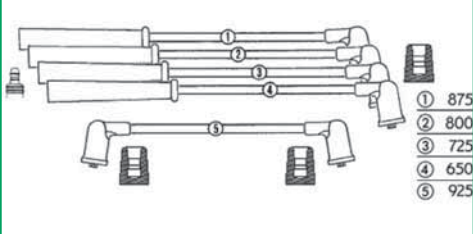
- ① 700
- ② 600
- ③ 500
- ④ 500
- ⑤ 800

HU 12



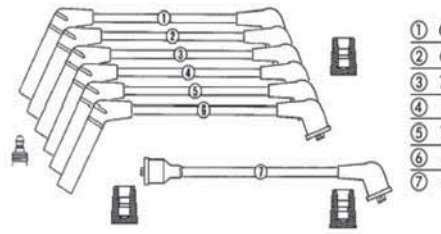
- ① 700
- ② 600
- ③ 500
- ④ 500
- ⑤ 800

HU 13



- ① 875
- ② 800
- ③ 725
- ④ 650
- ⑤ 925

HU 14

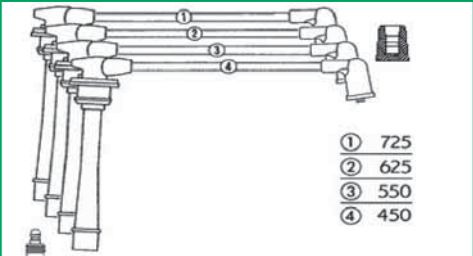


- ① 600
- ② 650
- ③ 700
- ④ 725
- ⑤ 750
- ⑥ 825
- ⑦ 425

HU 19

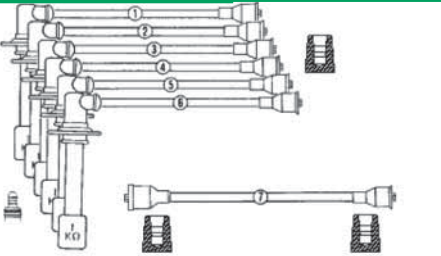
ILLUSTRAZIONE NON
DISPONIBILE

HU 20



- ① 725
- ② 625
- ③ 550
- ④ 450

PO 01

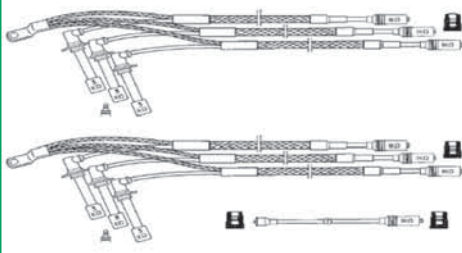


PO 02

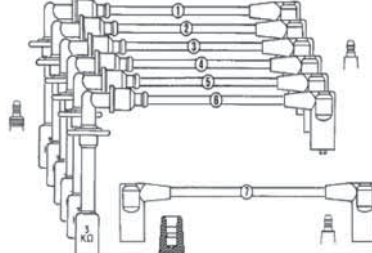
ILLUSTRAZIONE NON
DISPONIBILE

CAVI CANDELA / IGNITION CABLES

PO 03



PO 04



PO 05

ILLUSTRAZIONE NON DISPONIBILE

PO 06

ILLUSTRAZIONE NON DISPONIBILE

PO 07

ILLUSTRAZIONE NON DISPONIBILE

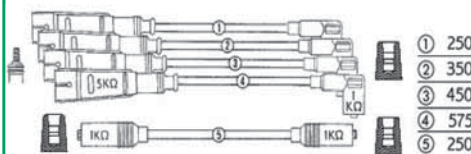
PO 08

ILLUSTRAZIONE NON DISPONIBILE

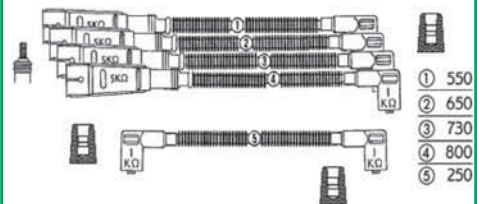
PO 09

ILLUSTRAZIONE NON DISPONIBILE

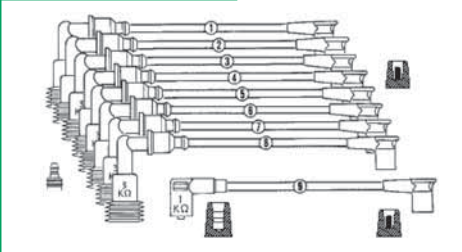
PO 10



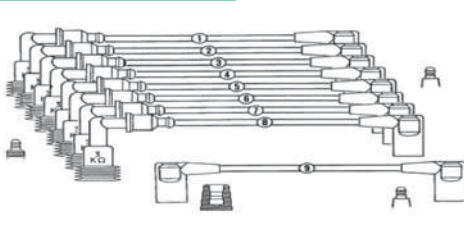
PO 11



PO 12



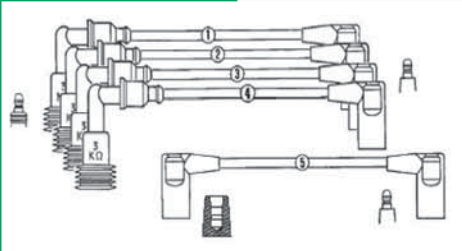
PO 13



PO 14

ILLUSTRAZIONE NON DISPONIBILE

PO 15



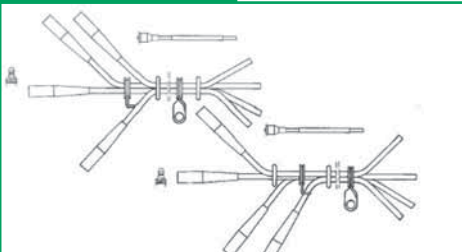
PO 16

ILLUSTRAZIONE NON DISPONIBILE

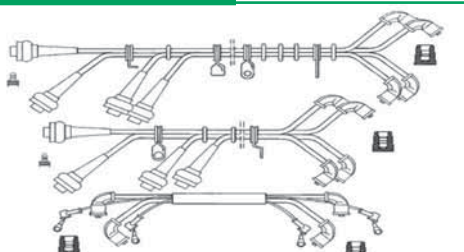
PO 17

ILLUSTRAZIONE NON DISPONIBILE

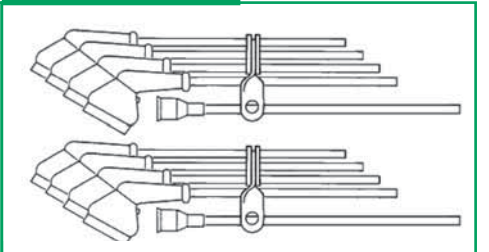
FE 01



FE 02

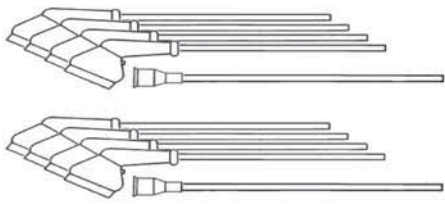


FE 03

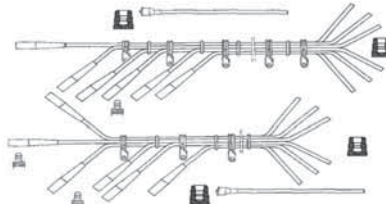


CAVI CANDELA / IGNITION CABLES

FE 04

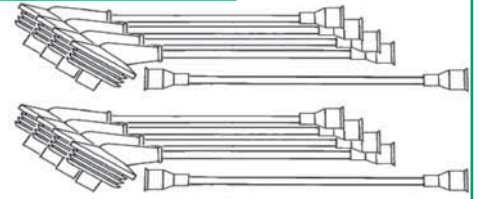


FE 05

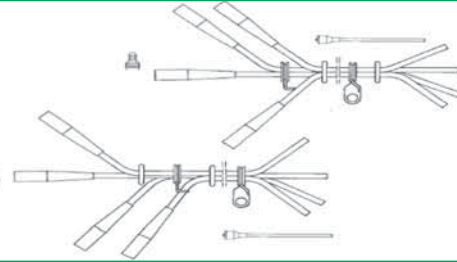


© 7 - Cavi in Silicone schermato / © 7 - Wire-Wound Silicone cable

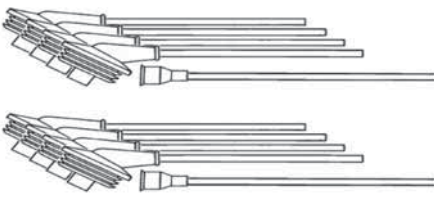
FE 06



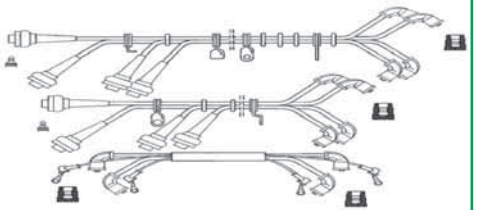
FE 07



FE 08



FE 09



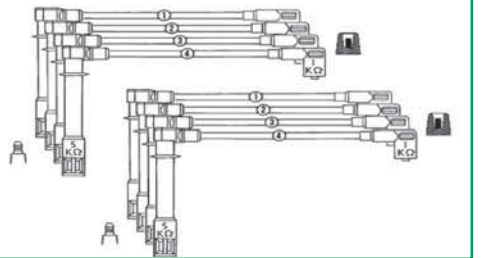
FE 10

ILLUSTRAZIONE NON
DISPONIBILE

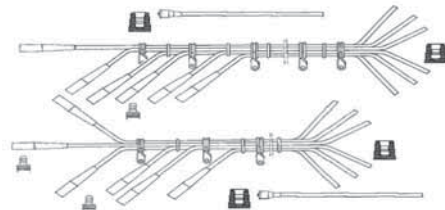
FE 11

ILLUSTRAZIONE NON
DISPONIBILE

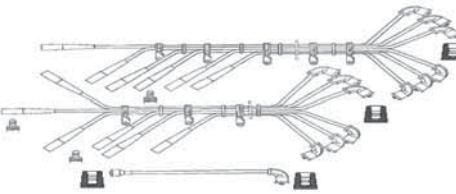
FE 12



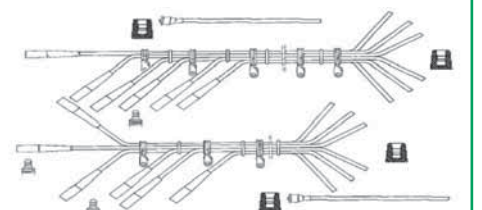
FE 13



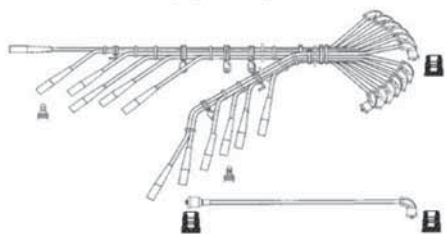
FE 14



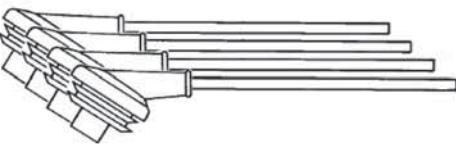
FE 15



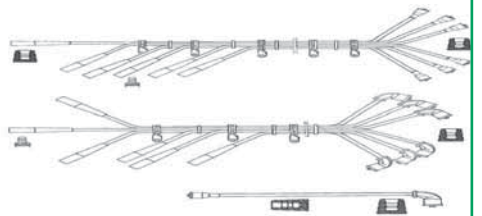
FE 16



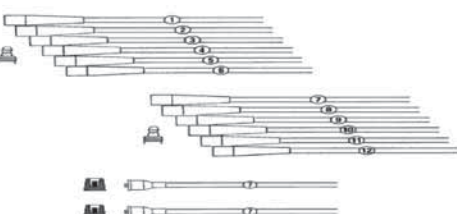
FE 17



FE 18



FE 19



FE 20

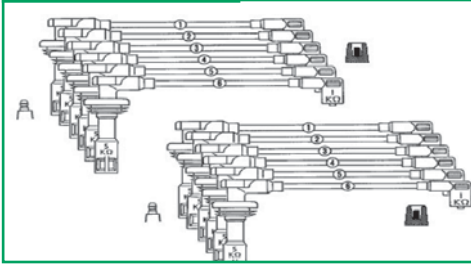
ILLUSTRAZIONE NON
DISPONIBILE

FE 22

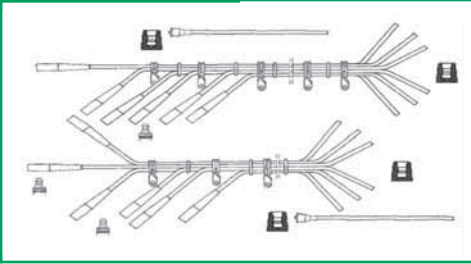
ILLUSTRAZIONE NON
DISPONIBILE

CAVI CANDELA / IGNITION CABLES

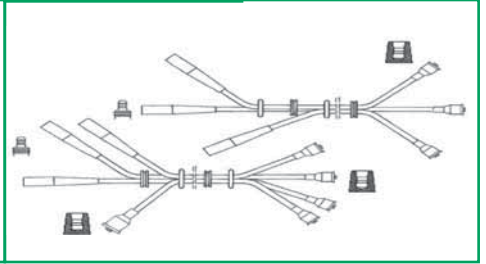
FE 23



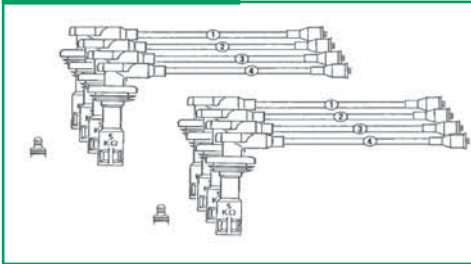
FE 24



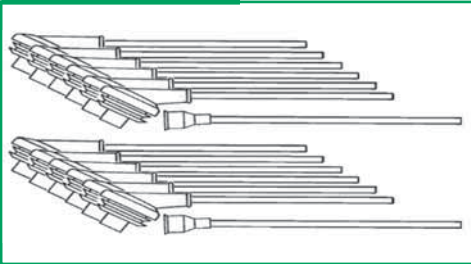
FE 25



FE 26



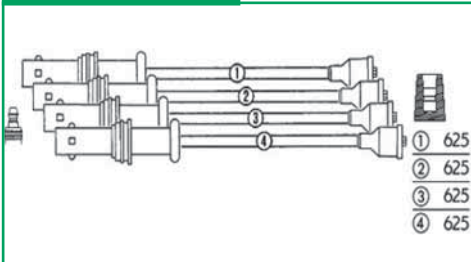
FE 27



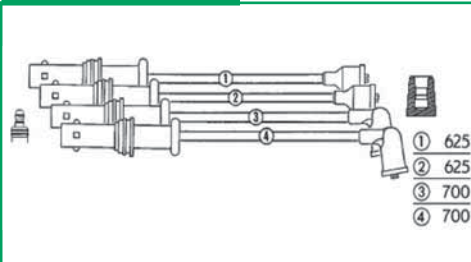
SB 53

ILLUSTRAZIONE NON DISPONIBILE

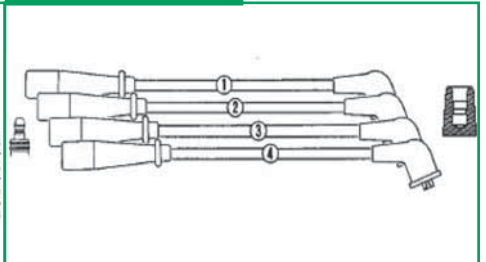
SB 54



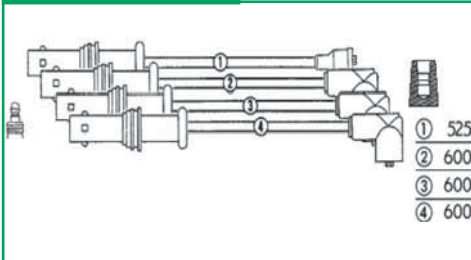
SB 55



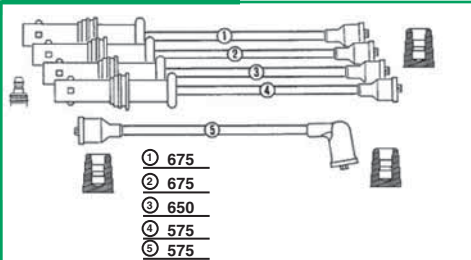
SB 56



SB 57



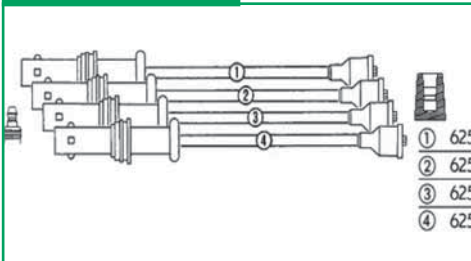
SB 58



SB 61

ILLUSTRAZIONE NON DISPONIBILE

SB 62



SB 63

ILLUSTRAZIONE NON DISPONIBILE

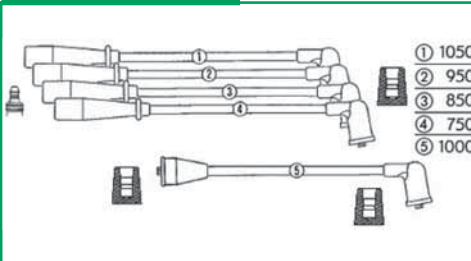
SB 64

ILLUSTRAZIONE NON DISPONIBILE

SB 68

ILLUSTRAZIONE NON DISPONIBILE

SB 69



SB 82

ILLUSTRAZIONE NON DISPONIBILE

CAVI CANDELA / IGNITION CABLES

SB 86

ILLUSTRAZIONE NON DISPONIBILE

CH 00

ILLUSTRAZIONE NON DISPONIBILE

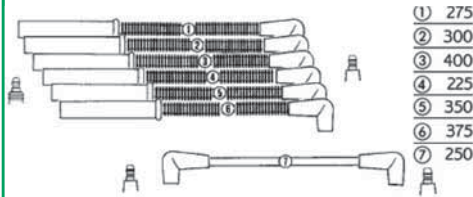
CH 01

ILLUSTRAZIONE NON DISPONIBILE

CH 02

ILLUSTRAZIONE NON DISPONIBILE

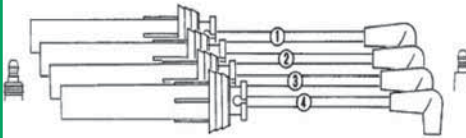
CH 07



CH 08

ILLUSTRAZIONE NON DISPONIBILE

CH 09



CH 10

ILLUSTRAZIONE NON DISPONIBILE

CH 12

ILLUSTRAZIONE NON DISPONIBILE

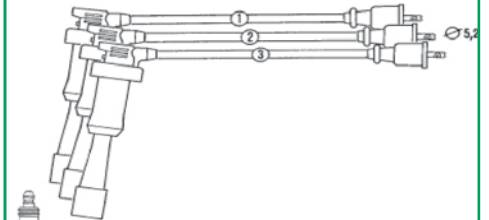
CH 13

ILLUSTRAZIONE NON DISPONIBILE

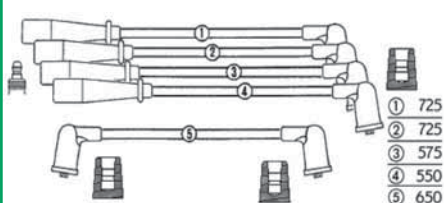
KI 01

ILLUSTRAZIONE NON DISPONIBILE

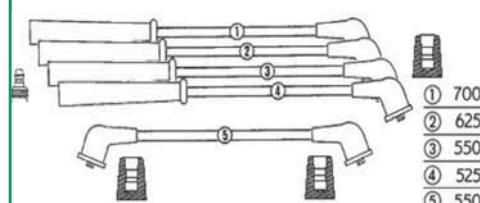
KI 02



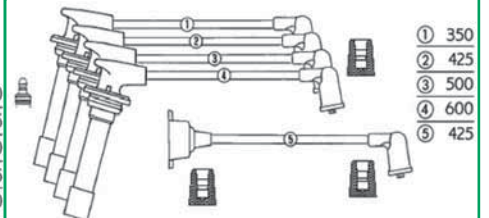
KI 06



KI 08



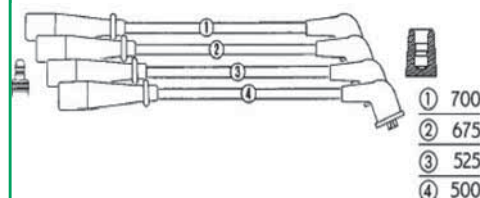
KI 09



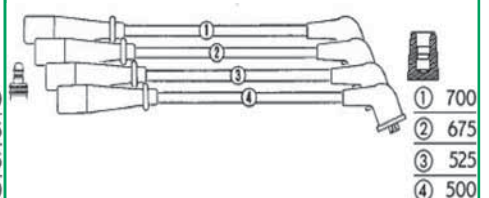
KI 10

ILLUSTRAZIONE NON DISPONIBILE

KI 11

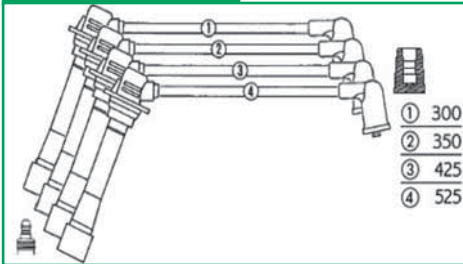


KI 12

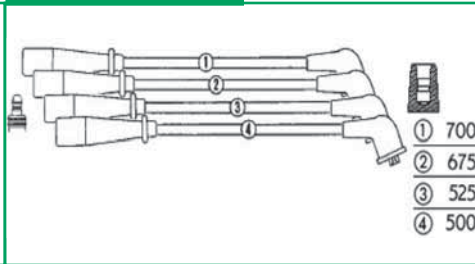


CAVI CANDELA / IGNITION CABLES

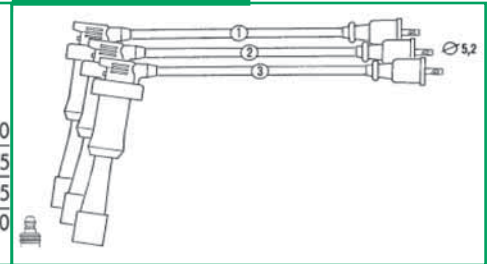
KI 13



KI 14



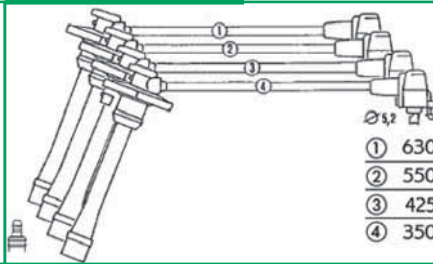
KI 20



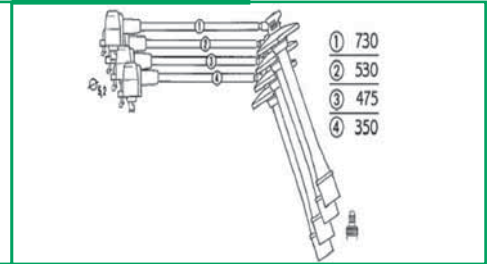
TO 00

ILLUSTRAZIONE NON DISPONIBILE

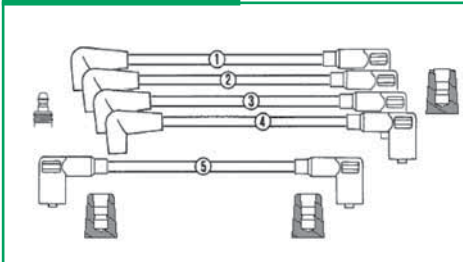
TO 01



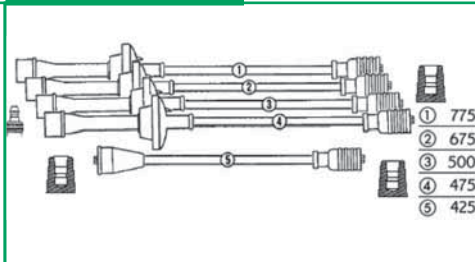
TO 02



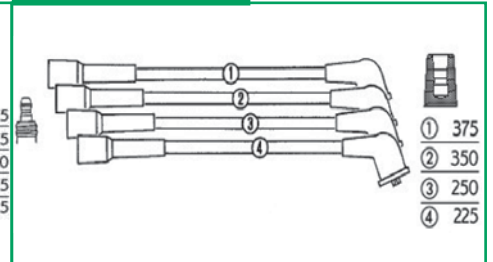
TO 03



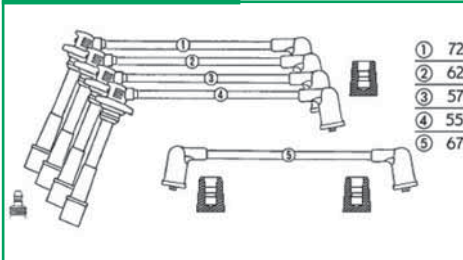
TO 04



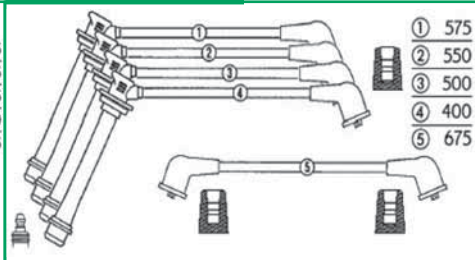
TO 05



TO 06



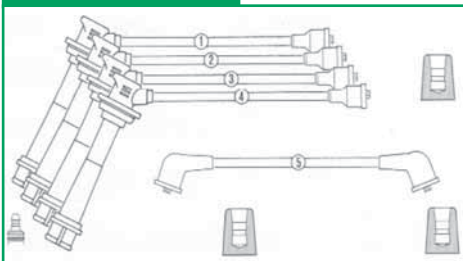
TO 08



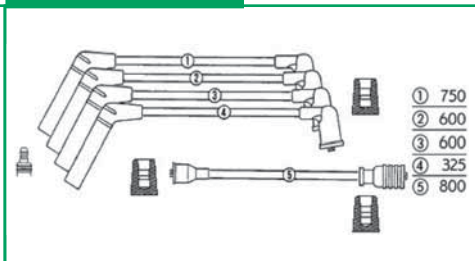
TO 09

ILLUSTRAZIONE NON DISPONIBILE

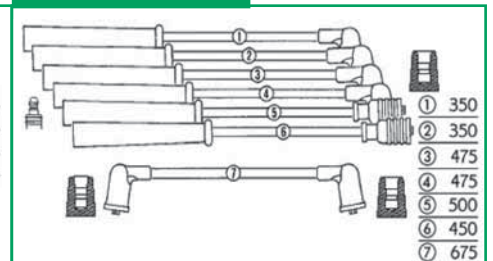
TO 10



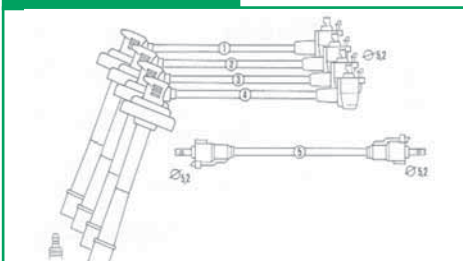
TO 12



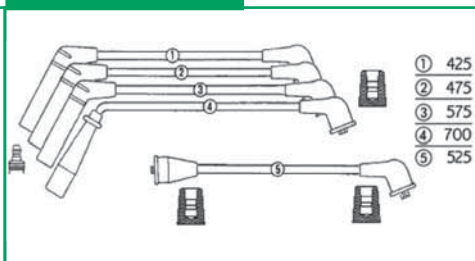
TO 13



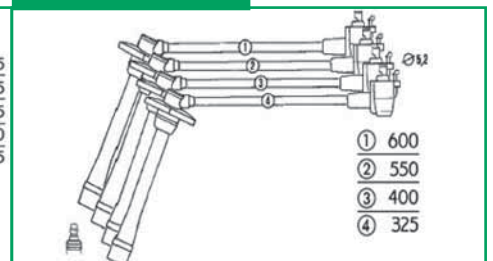
TO 15



TO 16

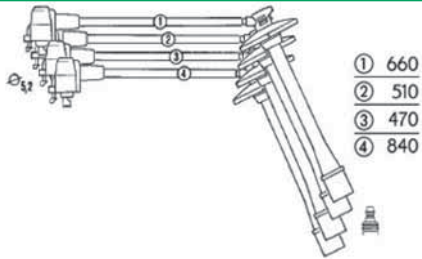


TO 17

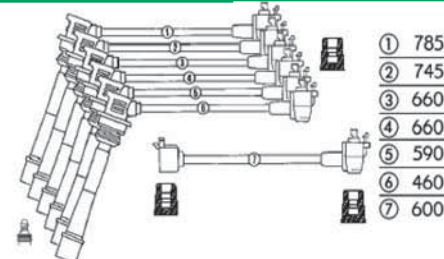


CAVI CANDELA / IGNITION CABLES

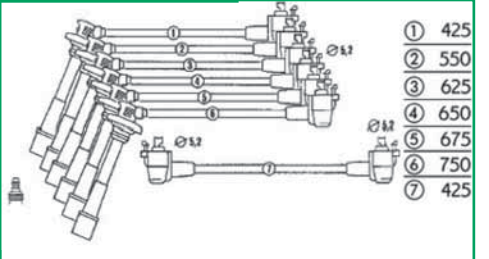
TO 18



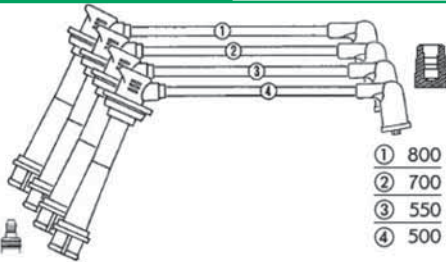
TO 19



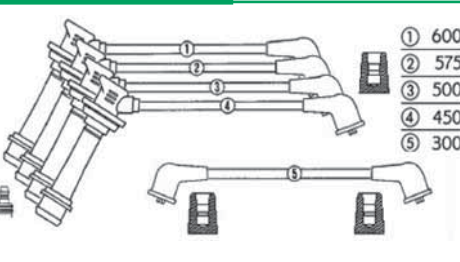
TO 20



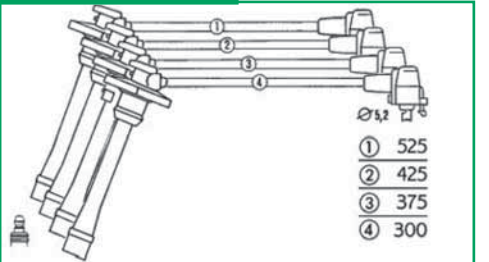
TO 21



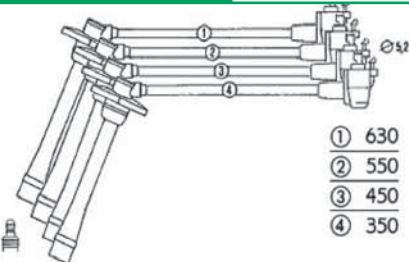
TO 23



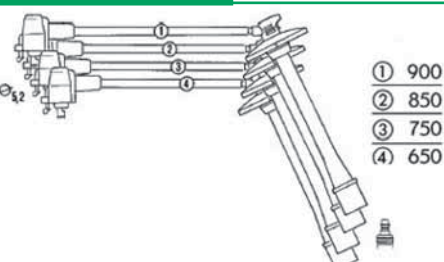
TO 26



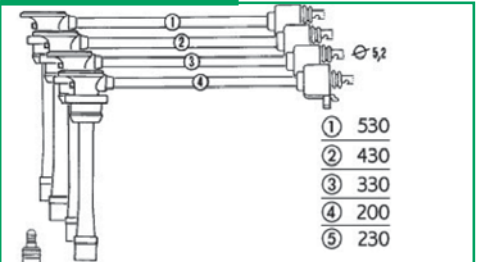
TO 31



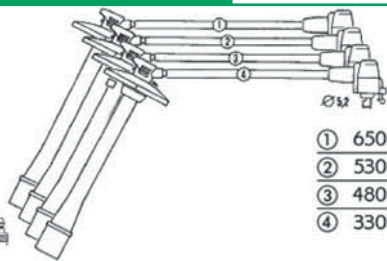
TO 32



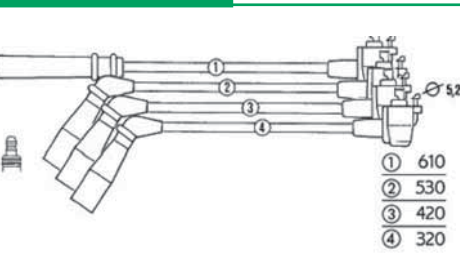
TO 33



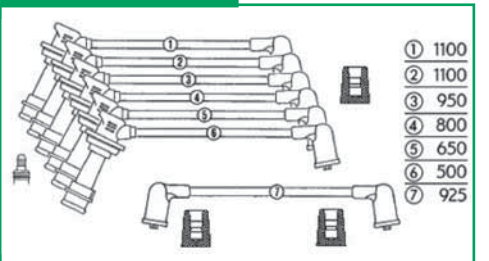
TO 34



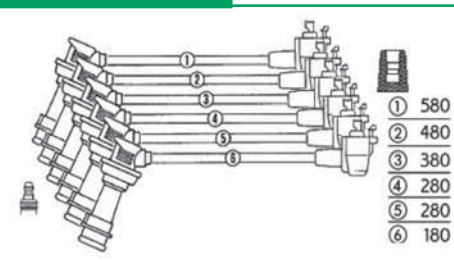
TO 35



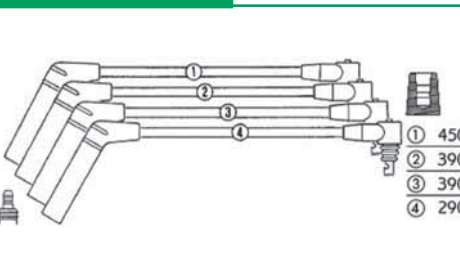
TO 36



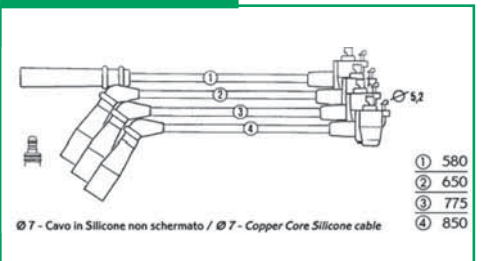
TO 37



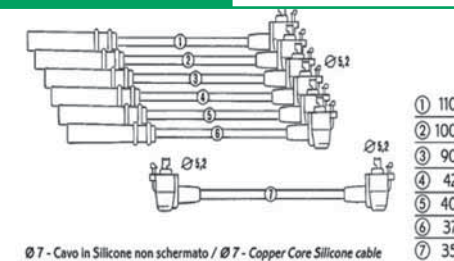
TO 38



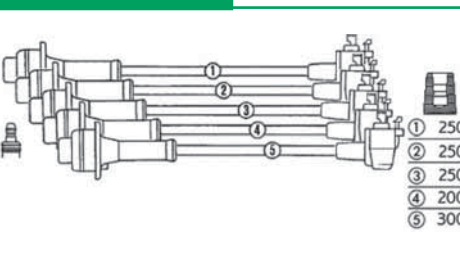
TO 41



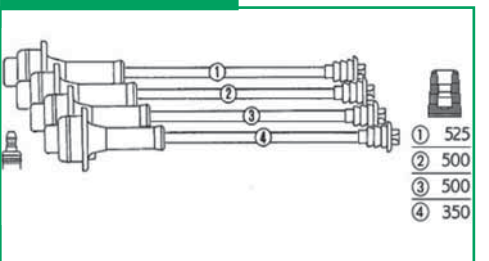
TO 42



TO 43

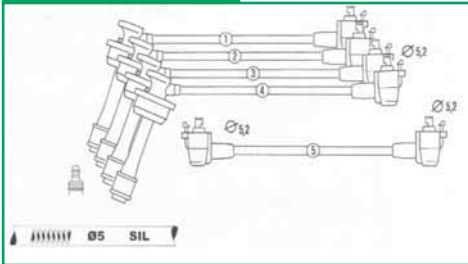


TO 44

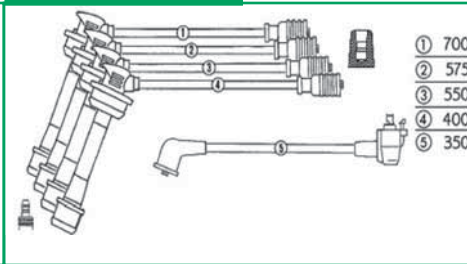


CAVI CANDELA / IGNITION CABLES

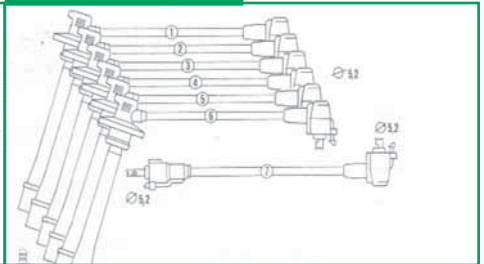
TO 45



TO 46



TO 48



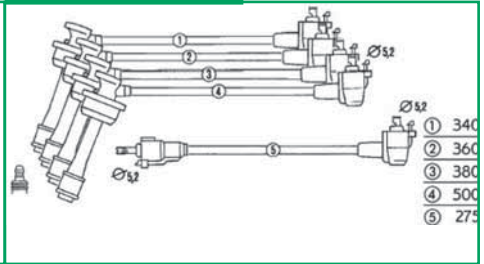
TO 49



TO 50



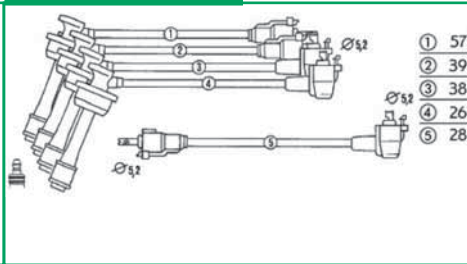
TO 52



TO 53



TO 54



TO 55



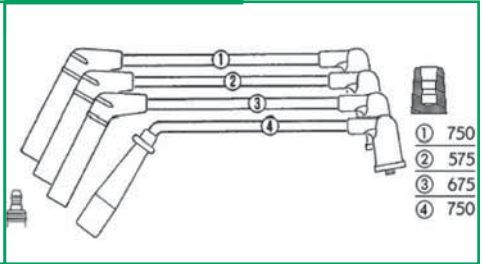
TO 56



TO 63



TO 64



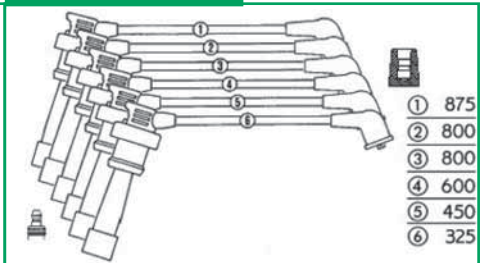
TO 65



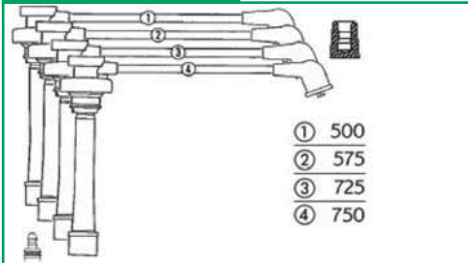
TO 66




MT 05



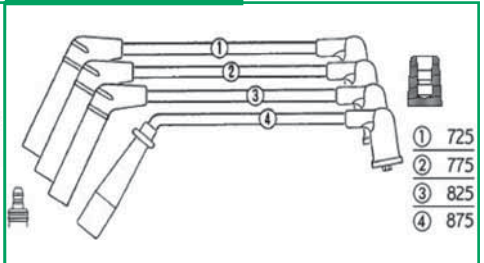
MT 06



MT 07




MT 08

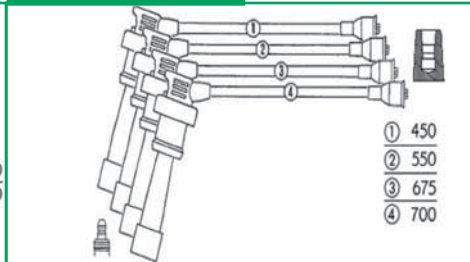


CAVI CANDELA / IGNITION CABLES

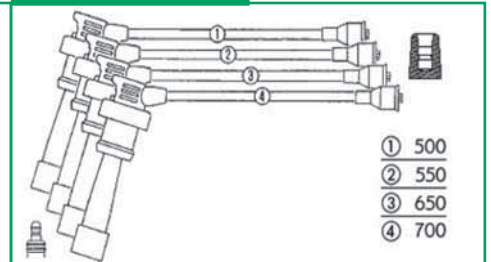
MT 09



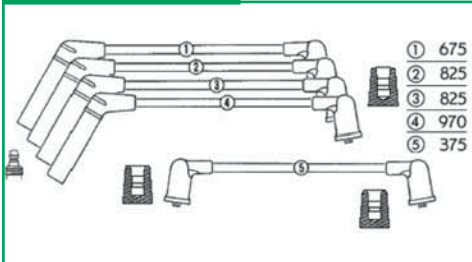
MT 10



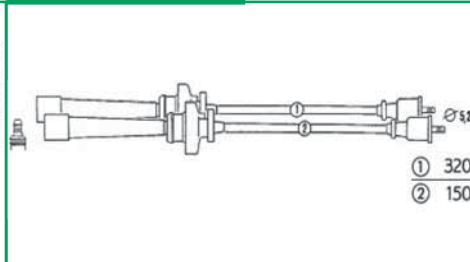
MT 11



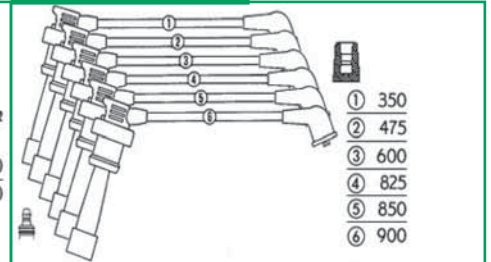
MT 12



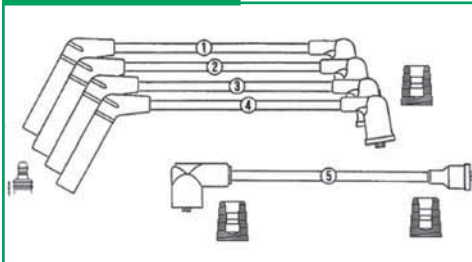
MT 13



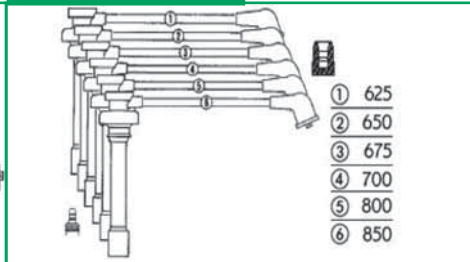
MT 14



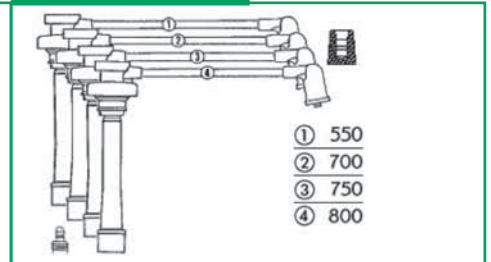
MT 15



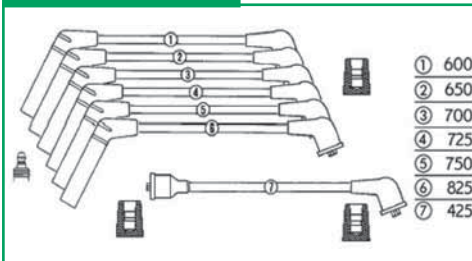
MT 16



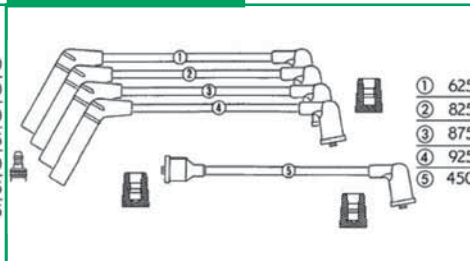
MT 17



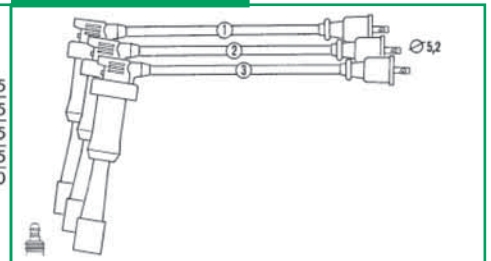
MT 18



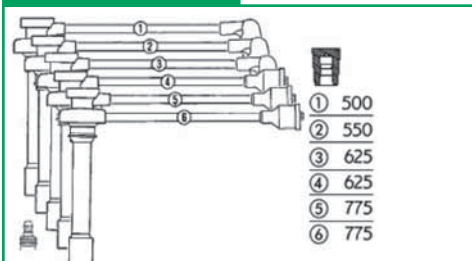
MT 19



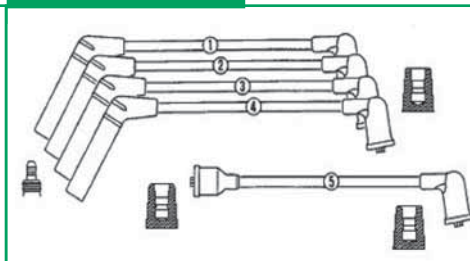
MT 20



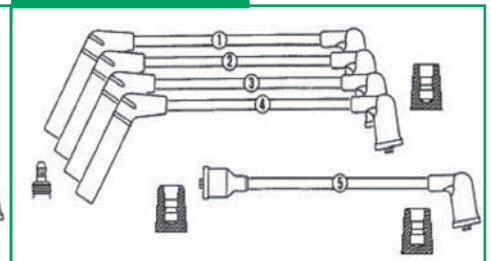
MT 21



MT22



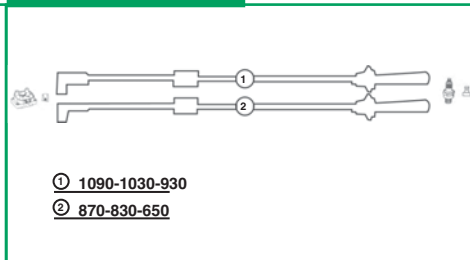
MT 23




MT 24



FT 54

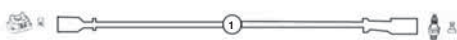


FT 56



CAVI CANDELA / IGNITION CABLES

FT 57



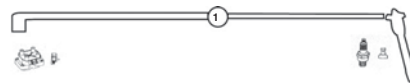
① 280-300-330-480

FT 58



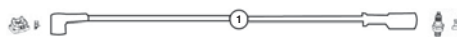
① 210-210-410-510
② 1200

FT 59



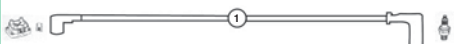
① 110-200-280-390

FT 60



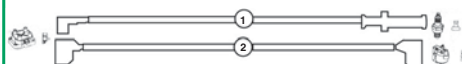
① 270-420-570-570

FT 61



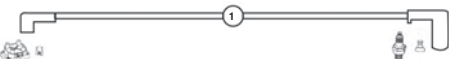
① 250-280-320-440

FT 65



① 470-570-570-670
② 260

FT 71



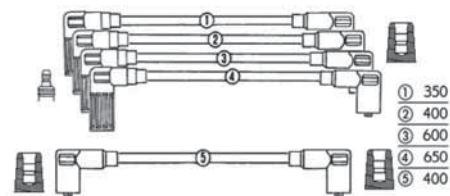
① 305-445-375-665

FT 72



① 620-570-520-370

FT 76 P



① 350
② 400
③ 600
④ 650
⑤ 400

E' vietata la riproduzione anche parziale di ciascuna e di tutte le parti figurative o scritte del presente catalogo, nonchè l'imitazione dell'impaginazione.
Tutti i diritti riservati a norma di legge.
Qualsiasi imitazione verrà perseguita a norma delle disposizioni vigenti.

I numeri d'origine ed i nomi dei fabbricanti sono riportati a puro titolo indicativo.

Manufacturer's names and original numbers are quoted for references purpose only.

Les noms des fabricants et leurs numèros originaux sont mentionnés uniquement pour faciliter la recherche de notre pièce correspondante.

 **C.E.A.M.**



EC.E.A.M.

di Cane e C. s.n.c.

S.S. 231 interno 6/b - Z.I.
 12066 MONTICELLO D'ALBA (CN)
 Tel. 0173.362 506 - Fax 0173.366 982
www.ceam-snc.it
ceam@ceam-snc.it